

PACIFIC COUNTRIES

Australia

Kiribati

Nauru

New Zealand

Papua New Guinea

Tonga

Tuvalu

Samoa

Solomon Islands

Vanuatu

Commonwealth Pacific Overview

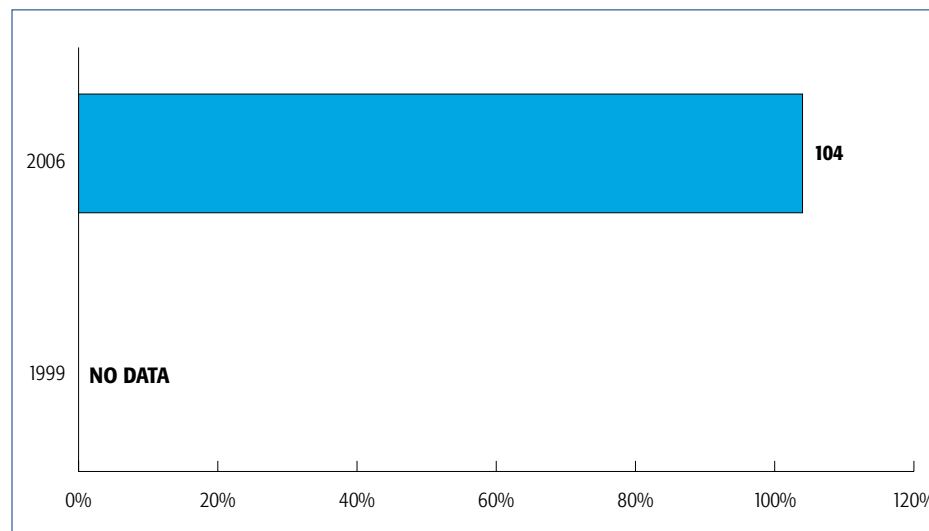


AUSTRALIA

Total Population: 20.53 million (2006) of which 19.5% are under 15 years old (2005)

EFA Goal 1 Expanding and improving comprehensive early childhood care and education, especially for the most vulnerable and disadvantaged children.

GER in Pre Primary Education (%)



Age group (2007):
4 years old

Percentage of private provision (2006) = **67%**

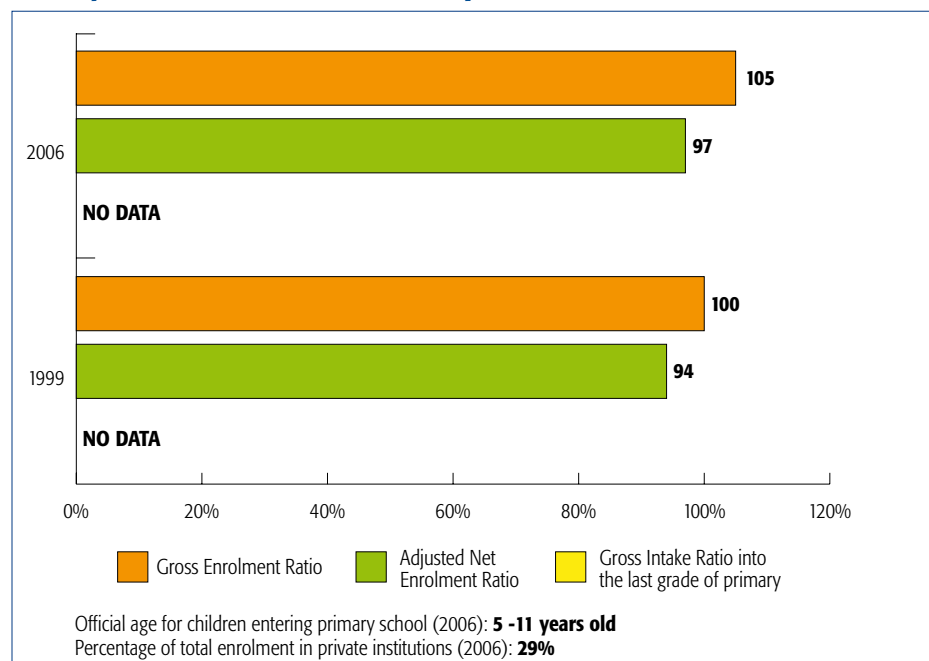
School life expectancy in Pre-primary (2006) = **1.0 years**

% of children under 5 years of age who are underweight (moderate or severe) = **No Data**

EFA Goal 2 Ensuring that by 2015 all children, particularly girls, children in difficult circumstances and those belonging to ethnic minorities, have access to, and complete, free and compulsory primary education of good quality.

MDG Goal 2 Achieve UPE - **Target 3** Ensure that, by 2015, children everywhere, boys and girls alike, will be able to complete a full course of primary schooling.

Primary Education – Access and Participation



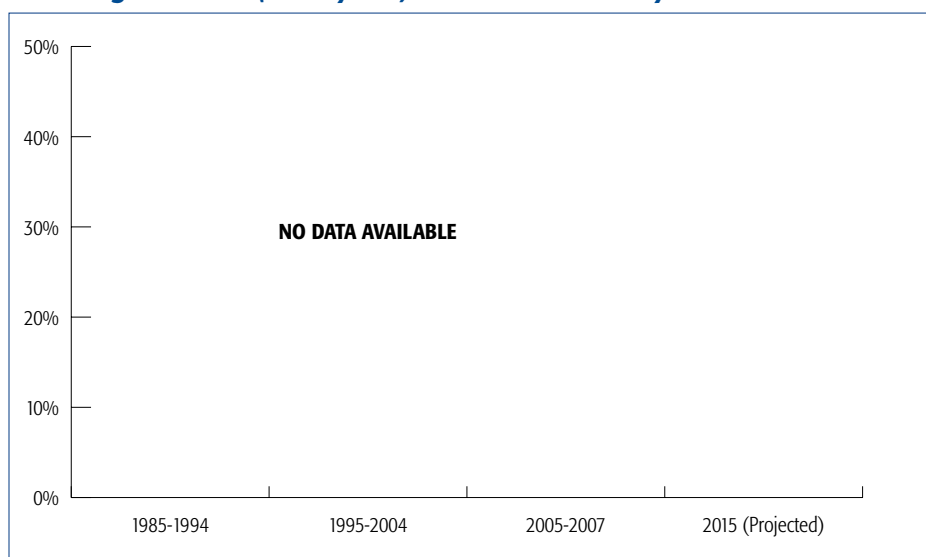
GER > 95%

Almost all children of official primary school age are enrolled.

Number of out of school children (2006) = **63,000**

EFA Goal 4 Achieving a 50 per cent improvement in levels of adult literacy by 2015, especially for women, and equitable access to basic and continuing education for all adults.

Percentage of adults (15-64 years) without basic literacy skills

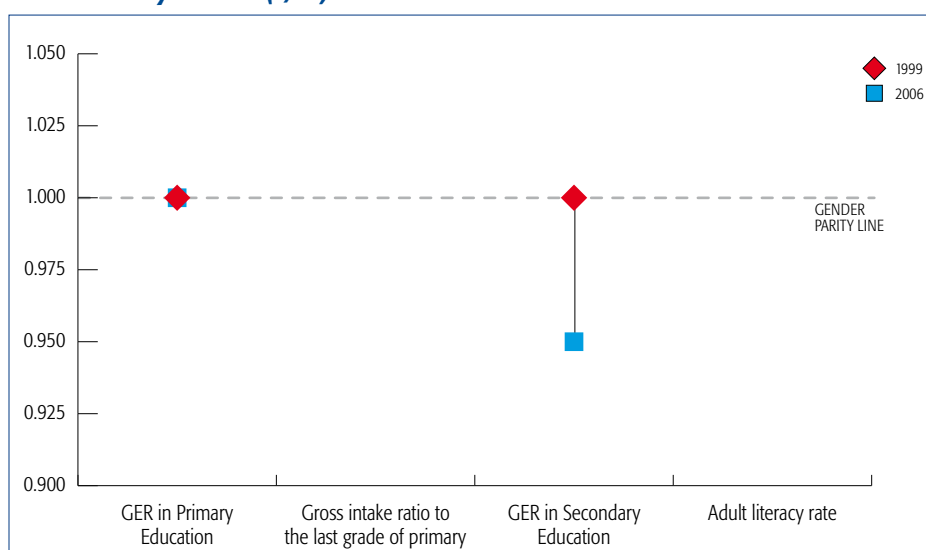


No data available to evaluate country's prospects to achieve this EFA GOAL

EFA Goal 5 Eliminating gender disparities in primary and secondary education by 2005, and achieving gender equality in education by 2015, with a focus on ensuring girls' full and equal access to and achievement in basic education of good quality.

MDG Goal 3 Promote gender equality and empower women - **Target 1** Eliminate gender disparity in primary and secondary education, preferably by 2005, and in all levels of education no later than 2015.

Gender Parity Indices (F/M) for Selected Indicators



Gender **parity** has been achieved in accessing primary education.

No data available for Gross Intake Ratio to the last grade of primary education.

Gender **disparity** is to the disadvantage of girls in accessing secondary education.

No data available for those adults recorded as being literate

EFA Goal 6 Improving all aspects of the quality of education and ensuring excellence of all so that recognised and measurable learning outcomes are achieved by all, especially in literacy, numeracy and essential life skills.

Proxy Indicators of the Quality of Formal Schooling	1999	2006
Percentage of young people (15-24 years) with basic literacy skills	–	–
School Life Expectancy (expected number of years of formal schooling from primary to tertiary education)	20.2	20.5
Pupil/Teacher Ratio in Primary Education	17.9	–
Trained Primary- School teachers as % of total	–	–
Public current expenditure on primary education as % of GNP	1.7	1.6*

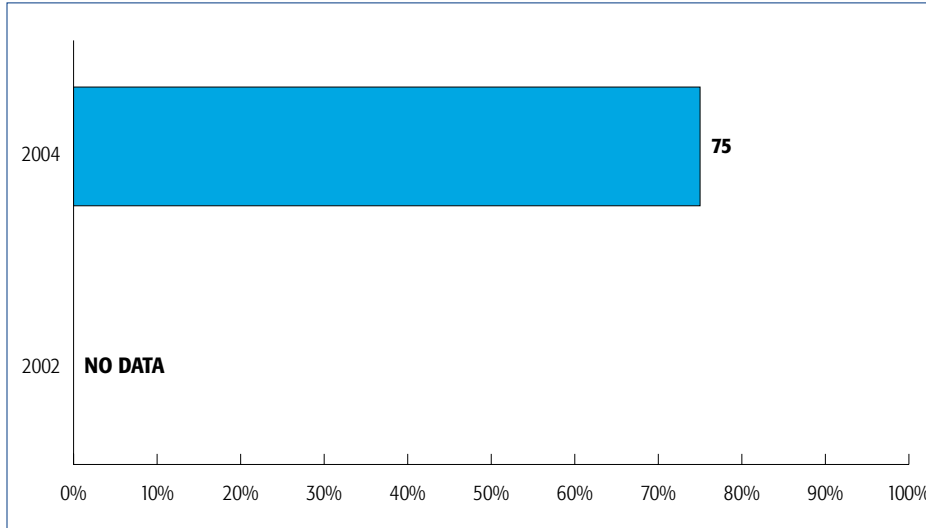
* Public current expenditure on primary education as % of GNP corresponds to 2005.

KIRIBATI

Total Population: 94,000 (2006)

EFA Goal 1 Expanding and improving comprehensive early childhood care and education, especially for the most vulnerable and disadvantaged children.

GER in Pre Primary Education (%)



Age group (2006):
3-5 years old

Percentage of private provision = **No Data**

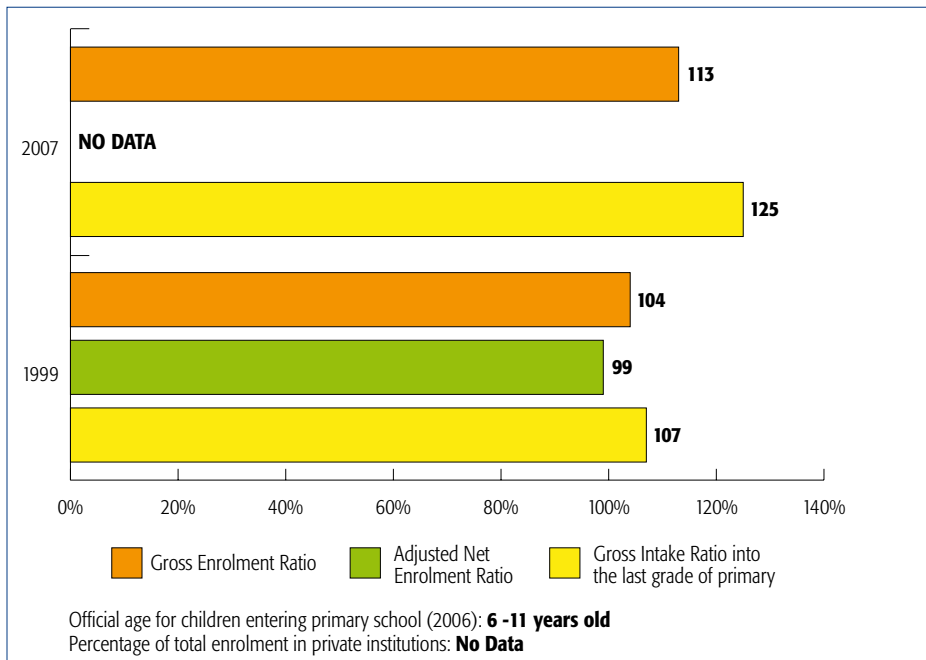
School life expectancy in Pre-primary = **No Data**

% of children under 5 years of age who are underweight (moderate or severe) = **13%**

EFA Goal 2 Ensuring that by 2015 all children, particularly girls, children in difficult circumstances and those belonging to ethnic minorities, have access to, and complete, free and compulsory primary education of good quality.

MDG Goal 2 Achieve UPE - **Target 3** Ensure that, by 2015, children everywhere, boys and girls alike, will be able to complete a full course of primary schooling.

Primary Education – Access and Participation



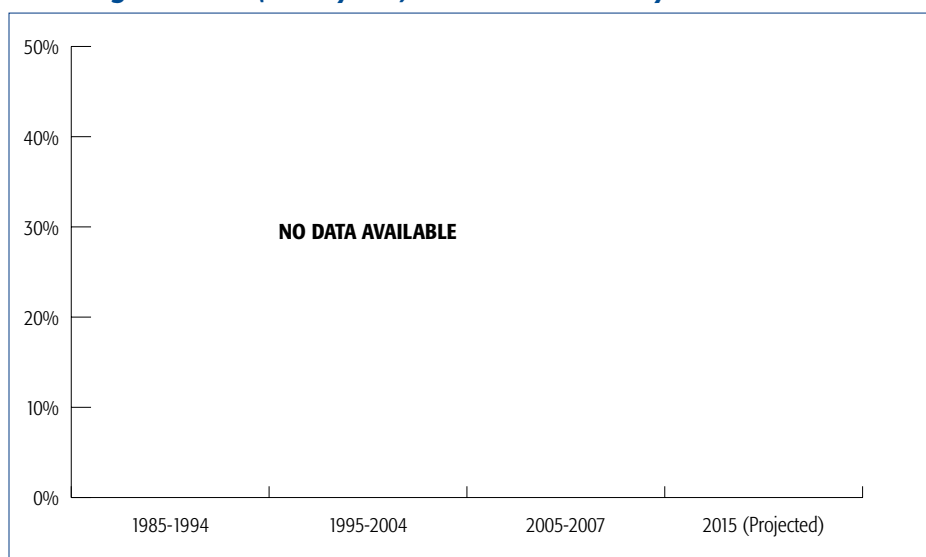
GER > 95%

Number of out of school children = **No Data available**

Official age for children entering primary school (2006): **6 - 11 years old**
Percentage of total enrolment in private institutions: **No Data**

EFA Goal 4 Achieving a 50 per cent improvement in levels of adult literacy by 2015, especially for women, and equitable access to basic and continuing education for all adults.

Percentage of adults (15-64 years) without basic literacy skills

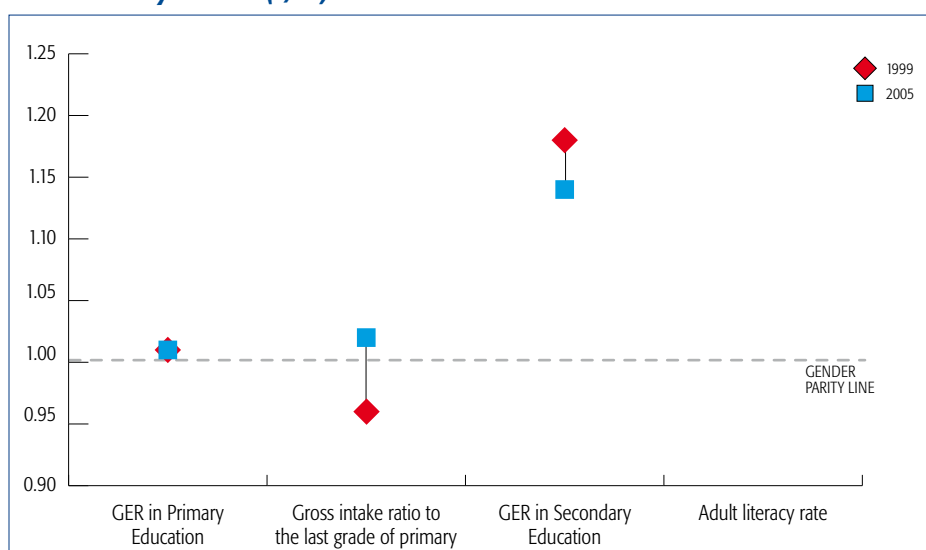


No data available to evaluate country's prospects to achieve this EFA GOAL

EFA Goal 5 Eliminating gender disparities in primary and secondary education by 2005, and achieving gender equality in education by 2015, with a focus on ensuring girls' full and equal access to and achievement in basic education of good quality.

MDG Goal 3 Promote gender equality and empower women - **Target 1** Eliminate gender disparity in primary and secondary education, preferably by 2005, and in all levels of education no later than 2015.

Gender Parity Indices (F/M) for Selected Indicators



Gender **parity** has been achieved in accessing primary education.

Gender **parity** has been achieved in Gross Intake Ratio to the last grade of primary education.

Gender **disparity** is to the disadvantage of **boys** in accessing secondary education.

No data available for those adults recorded as being literate.

EFA Goal 6 Improving all aspects of the quality of education and ensuring excellence of all so that recognised and measurable learning outcomes are achieved by all, especially in literacy, numeracy and essential life skills.

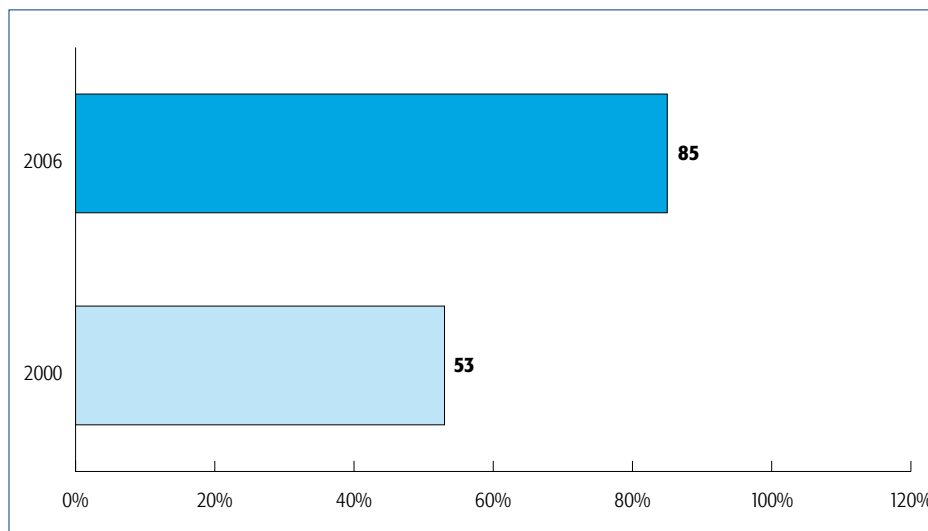
Proxy Indicators of the Quality of Formal Schooling	1999	2006
Percentage of young people (15-24 years) with basic literacy skills	–	–
School Life Expectancy (expected number of years of formal schooling from primary to tertiary education)	11.7	12.3
Pupil/Teacher Ratio in Primary Education	24.7	24.7
Trained Primary- School teachers as % of total	–	–
Public current expenditure on primary education as % of GNP	–	–

NAURU

Total Population: 10.000 (2006)

EFA Goal 1 Expanding and improving comprehensive early childhood care and education, especially for the most vulnerable and disadvantaged children.

GER in Pre Primary Education (%)



Age group (2006):
3-5 years old

Percentage of private provision (2002)
= No Data

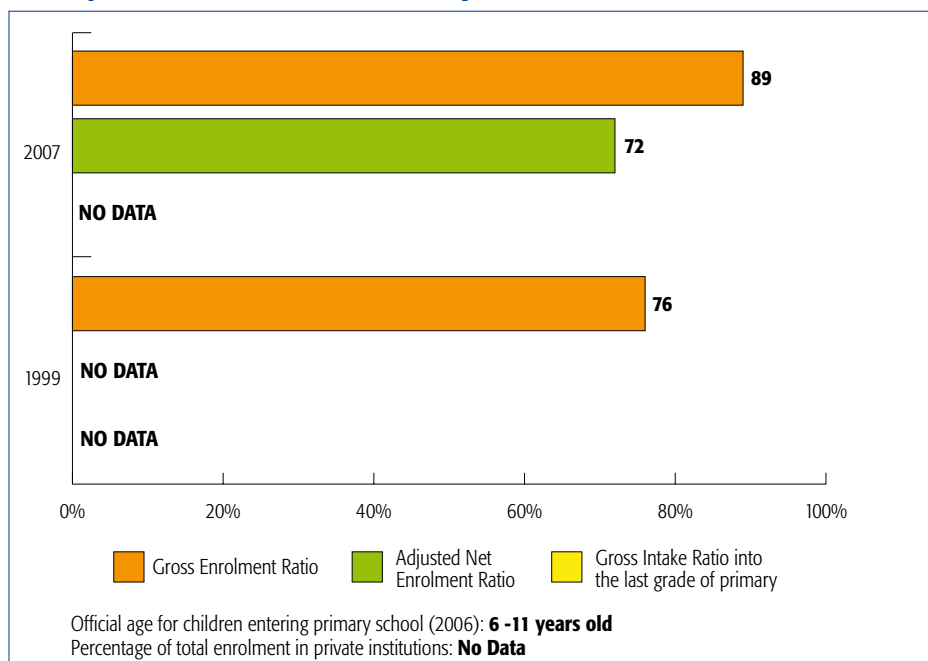
School life expectancy in Pre-primary (2006)
= 2.6 years

% of children under 5 years of age who are underweight (moderate or severe) **= No Data**

EFA Goal 2 Ensuring that by 2015 all children, particularly girls, children in difficult circumstances and those belonging to ethnic minorities, have access to, and complete, free and compulsory primary education of good quality.

MDG Goal 2 Achieve UPE - **Target 3** Ensure that, by 2015, children everywhere, boys and girls alike, will be able to complete a full course of primary schooling.

Primary Education – Access and Participation



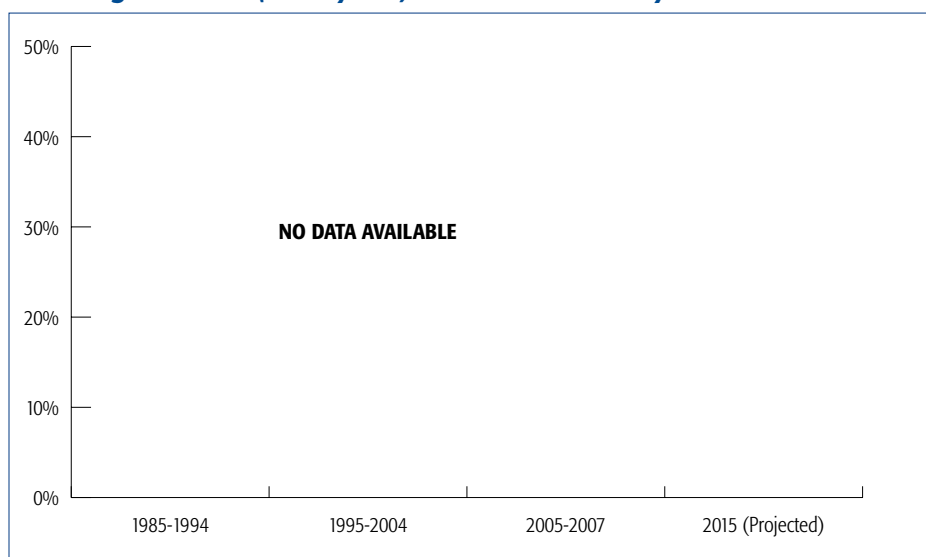
GER > 95%

Around 70% of children of official primary school age are enrolled.

Number of out of school children (2006)
= No data available

EFA Goal 4 Achieving a 50 per cent improvement in levels of adult literacy by 2015, especially for women, and equitable access to basic and continuing education for all adults.

Percentage of adults (15-64 years) without basic literacy skills

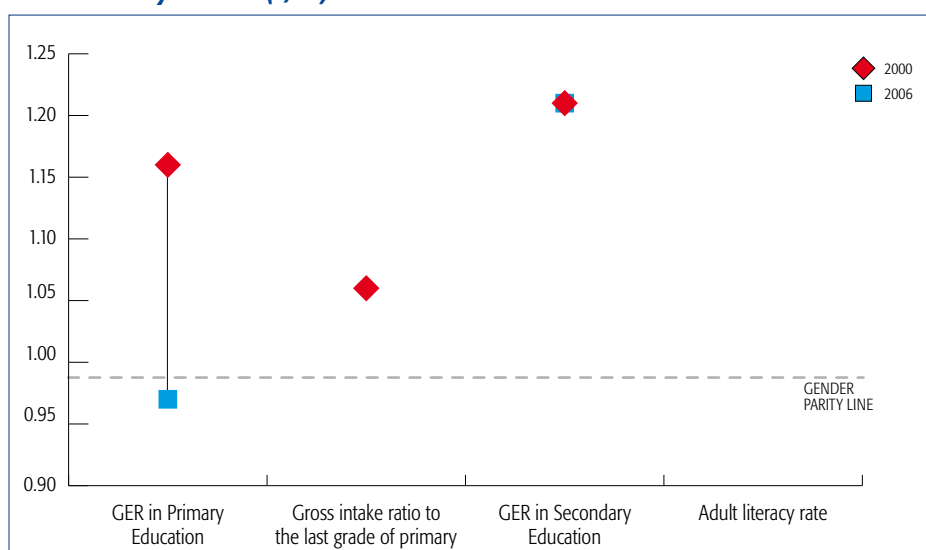


No data available to evaluate country's prospects to achieve this EFA GOAL

EFA Goal 5 Eliminating gender disparities in primary and secondary education by 2005, and achieving gender equality in education by 2015, with a focus on ensuring girls' full and equal access to and achievement in basic education of good quality.

MDG Goal 3 Promote gender equality and empower women - **Target 1** Eliminate gender disparity in primary and secondary education, preferably by 2005, and in all levels of education no later than 2015.

Gender Parity Indices (F/M) for Selected Indicators



Gender **parity** has been achieved in accessing primary education

Gender **disparity** was to the disadvantage of **boys** in Gross Intake Ratio to the last grade of primary education back in 1999.

Gender **disparity** is to the disadvantage of **boys** in accessing secondary education.

No data available for those adults recorded as being literate.

EFA Goal 6 Improving all aspects of the quality of education and ensuring excellence of all so that recognised and measurable learning outcomes are achieved by all, especially in literacy, numeracy and essential life skills.

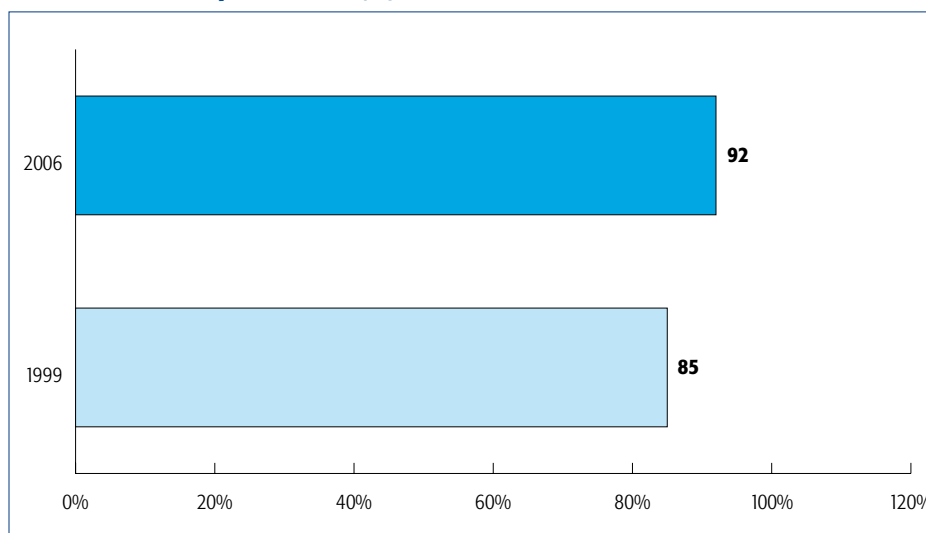
Proxy Indicators of the Quality of Formal Schooling	1999	2006
Percentage of young people (15-24 years) with basic literacy skills	-	-
School Life Expectancy (expected number of years of formal schooling from primary to tertiary education)	-	8.5
Pupil/Teacher Ratio in Primary Education	-	26.8
Trained Primary- School teachers as % of total	-	-
Public current expenditure on primary education as % of GNP	-	-

NEW ZEALAND

Total Population: 4.14 million (2006) of which 21.5% are under 15 years old (2005)

EFA Goal 1 Expanding and improving comprehensive early childhood care and education, especially for the most vulnerable and disadvantaged children.

GER in Pre Primary Education (%)



Age group (2006):
3-4 years old

Percentage of private provision (2006) = **98%**

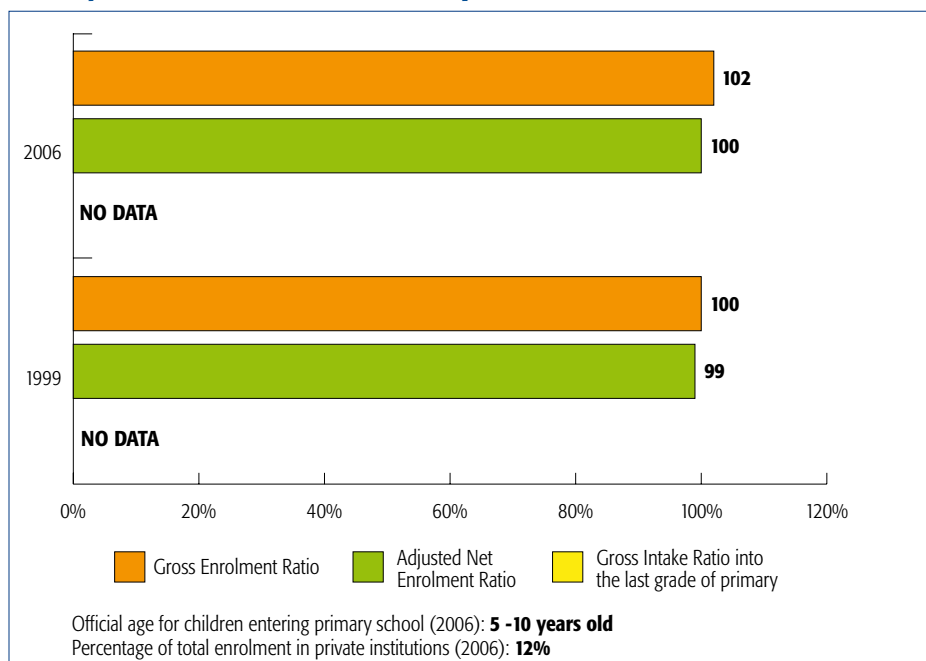
School life expectancy in Pre-primary (2006) = **1.8 years**

% of children under 5 years of age who are underweight (moderate or severe) = **No Data**

EFA Goal 2 Ensuring that by 2015 all children, particularly girls, children in difficult circumstances and those belonging to ethnic minorities, have access to, and complete, free and compulsory primary education of good quality.

MDG Goal 2 Achieve UPE - **Target 3** Ensure that, by 2015, children everywhere, boys and girls alike, will be able to complete a full course of primary schooling.

Primary Education – Access and Participation



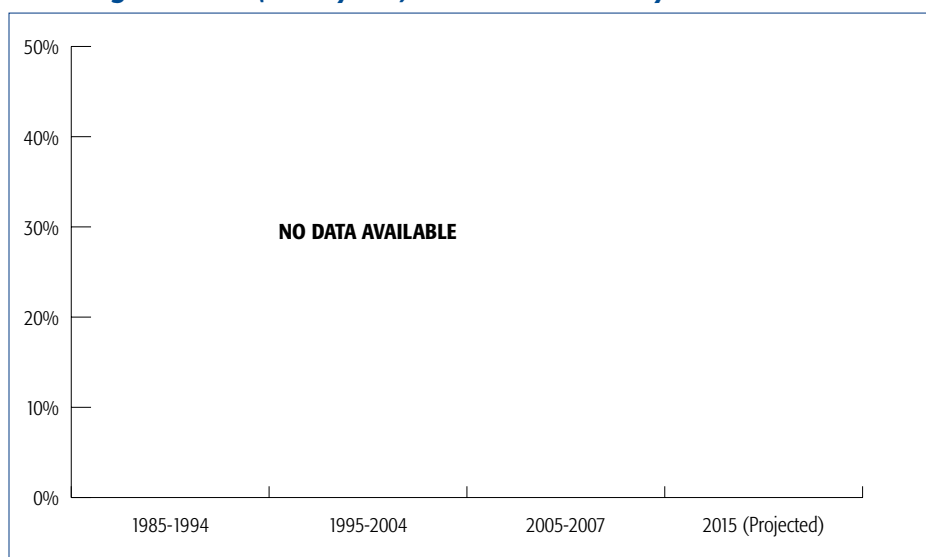
GER > 95%

All children of official primary school age are enrolled.

Number of out of school children (2006) = **1,700**

EFA Goal 4 Achieving a 50 per cent improvement in levels of adult literacy by 2015, especially for women, and equitable access to basic and continuing education for all adults.

Percentage of adults (15-64 years) without basic literacy skills

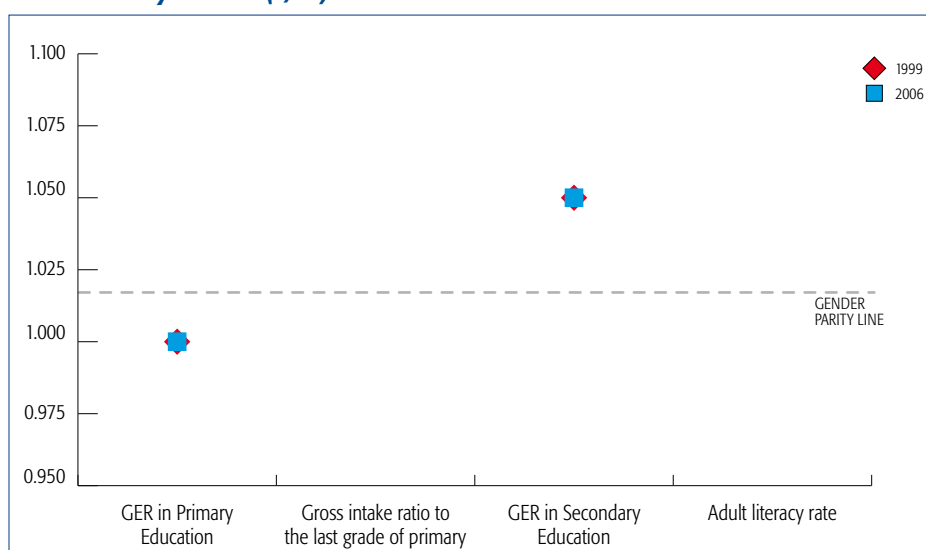


No data available to evaluate country's prospects to achieve this EFA GOAL

EFA Goal 5 Eliminating gender disparities in primary and secondary education by 2005, and achieving gender equality in education by 2015, with a focus on ensuring girls' full and equal access to and achievement in basic education of good quality.

MDG Goal 3 Promote gender equality and empower women - **Target 1** Eliminate gender disparity in primary and secondary education, preferably by 2005, and in all levels of education no later than 2015.

Gender Parity Indices (F/M) for Selected Indicators



Gender **parity** has been achieved in accessing primary education.

No data available for Gross intake ratio to the last grade.

Gender **disparity** is to the disadvantage of **boys** in accessing secondary education.

No data available for those adults recorded as being literate.

EFA Goal 6 Improving all aspects of the quality of education and ensuring excellence of all so that recognised and measurable learning outcomes are achieved by all, especially in literacy, numeracy and essential life skills.

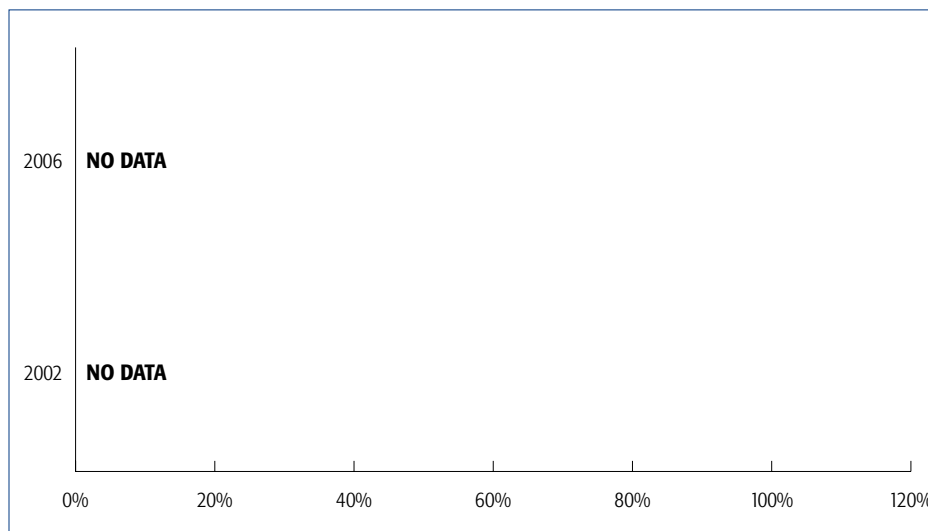
Proxy Indicators of the Quality of Formal Schooling	1999	2006
Percentage of young people (15-24 years) with basic literacy skills	–	–
School Life Expectancy (expected number of years of formal schooling from primary to tertiary education)	17.3	19.5
Pupil/Teacher Ratio in Primary Education	18.3	15.9
Trained Primary- School teachers as % of total	–	–
Public current expenditure on primary education as % of GNP	1.8	1.6

PAPUA NEW GUINEA

Total Population: 6.20 million (2006) of which 40.6% are under 15 years old (2005)05)

EFA Goal 1 Expanding and improving comprehensive early childhood care and education, especially for the most vulnerable and disadvantaged children.

GER in Pre Primary Education (%)



Age group (2006):
6 years old

Percentage of private provision (2007)
= No Data

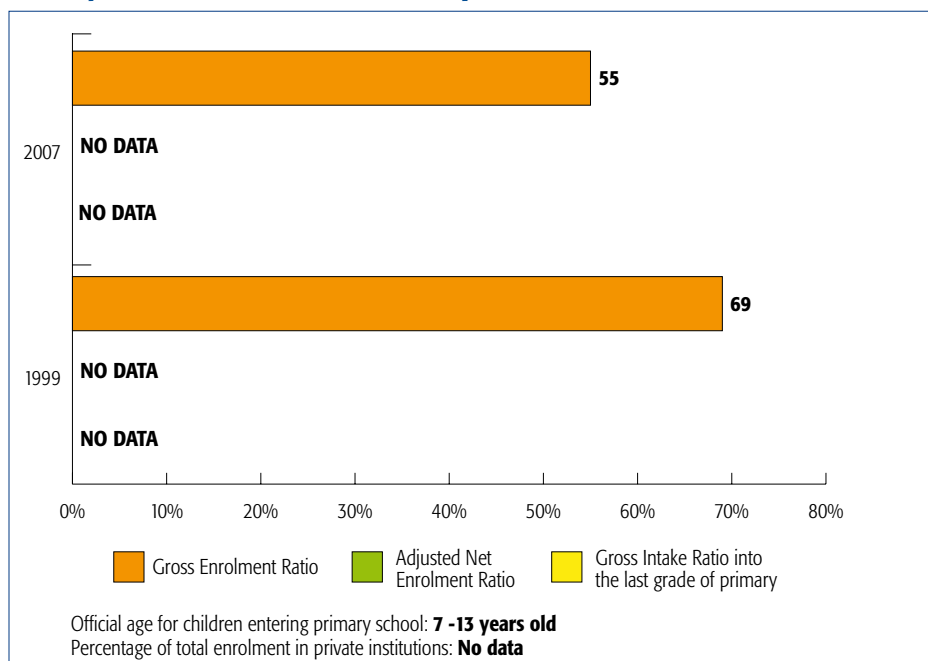
School life expectancy in Pre-primary = **No Data**

% of children under 5 years of age who are underweight (moderate or severe) = **No Data**

EFA Goal 2 Ensuring that by 2015 all children, particularly girls, children in difficult circumstances and those belonging to ethnic minorities, have access to, and complete, free and compulsory primary education of good quality.

MDG Goal 2 Achieve UPE - **Target 3** Ensure that, by 2015, children everywhere, boys and girls alike, will be able to complete a full course of primary schooling.

Primary Education – Access and Participation



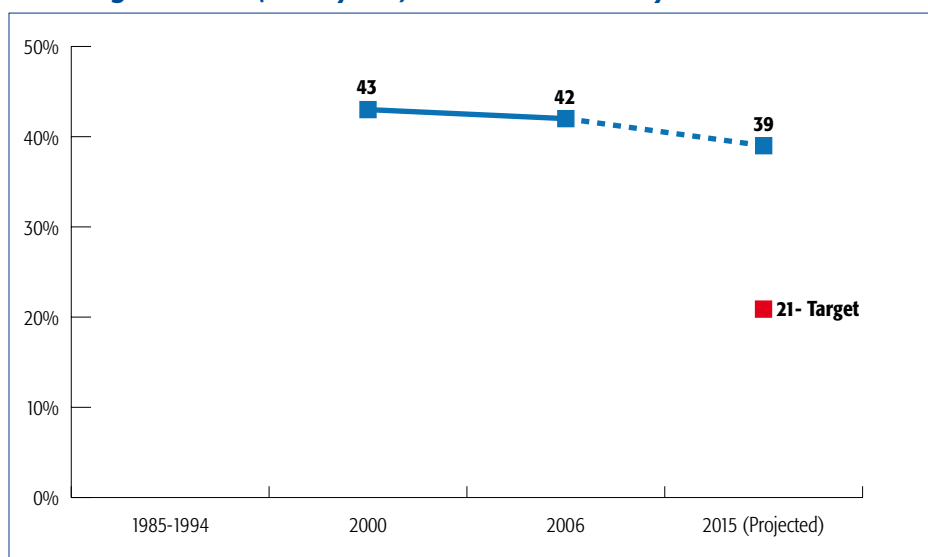
GER > 95%

No data available for Adjusted Net Enrolment Ratio

There are major discrepancies in different sources in NER data.

EFA Goal 4 Achieving a 50 per cent improvement in levels of adult literacy by 2015, especially for women, and equitable access to basic and continuing education for all adults.

Percentage of adults (15-64 years) without basic literacy skills

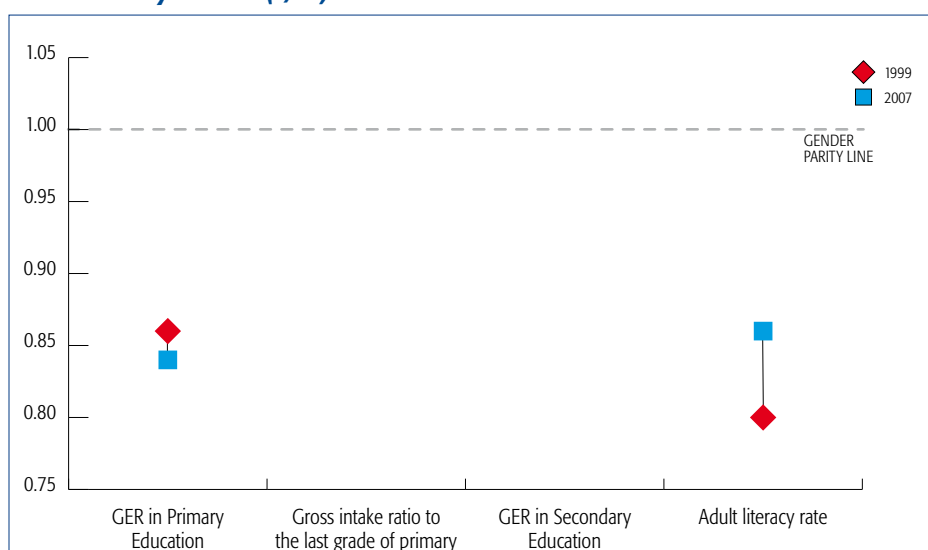


According to current projections, the projected percentage of adults without basic literacy skills by 2015 is eighteen percentage points **higher** than the estimated EFA target rate.

EFA Goal 5 Eliminating gender disparities in primary and secondary education by 2005, and achieving gender equality in education by 2015, with a focus on ensuring girls' full and equal access to and achievement in basic education of good quality.

MDG Goal 3 Promote gender equality and empower women - **Target 1** Eliminate gender disparity in primary and secondary education, preferably by 2005, and in all levels of education no later than 2015.

Gender Parity Indices (F/M) for Selected Indicators



Gender **disparity** is to the disadvantage of **girls** in accessing primary education.

No data available for Gross Intake Ratio to the last grade of primary education.

No data available for Gross Enrolment Rate in secondary education.

Gender **disparities** for those adults recorded as being literate are to the **disadvantage** of women.

EFA Goal 6 Improving all aspects of the quality of education and ensuring excellence of all so that recognised and measurable learning outcomes are achieved by all, especially in literacy, numeracy and essential life skills.

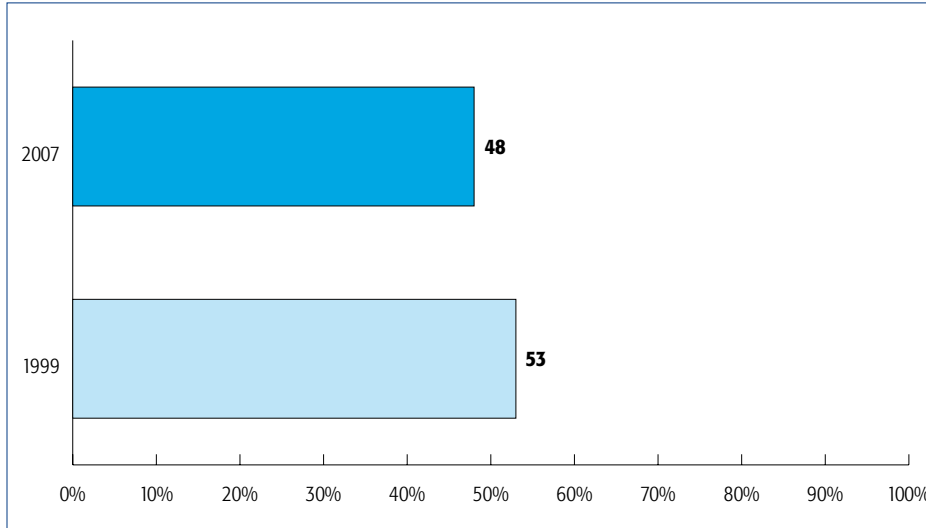
Proxy Indicators of the Quality of Formal Schooling	1999	2006
Percentage of young people (15-24 years) with basic literacy skills	66.6	64.1
School Life Expectancy (expected number of years of formal schooling from primary to tertiary education)	-	-
Pupil/Teacher Ratio in Primary Education	-	35.8
Trained Primary- School teachers as % of total	-	-
Public current expenditure on primary education as % of GNP	-	-

SAMOA

Total Population: 185,000 (2006): 20,530 of which 40.8% are under 15 years old (2005))

EFA Goal 1 Expanding and improving comprehensive early childhood care and education, especially for the most vulnerable and disadvantaged children.

GER in Pre Primary Education (%)



Age group (2006):
3-4 years old

Percentage of private provision (2007) = **100%**

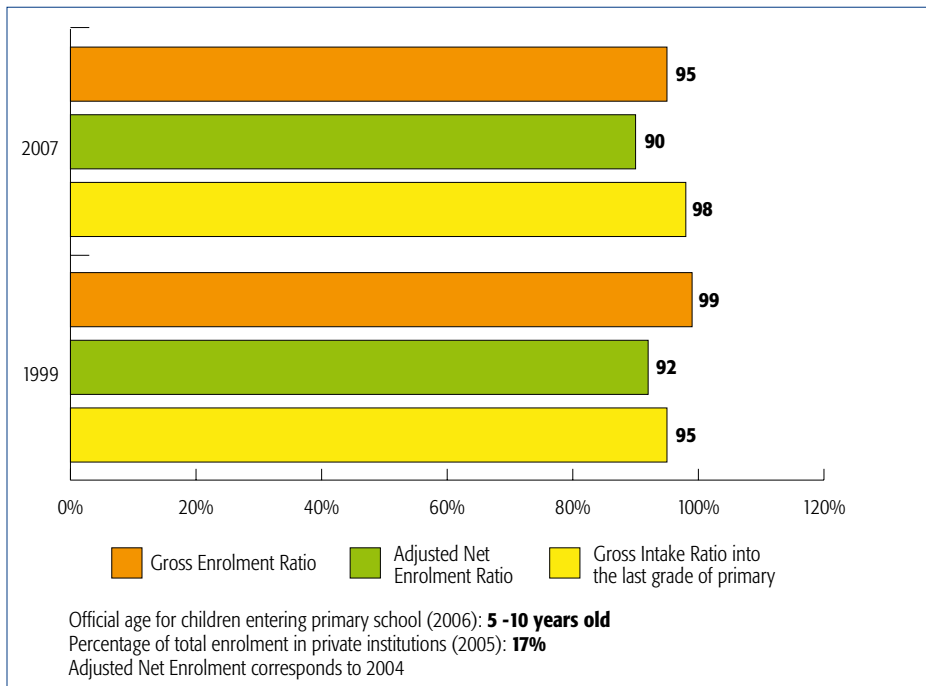
School life expectancy in Pre-primary (2007) = **1.0 years**

% of children under 5 years of age who are underweight (moderate or severe) = **No Data**

EFA Goal 2 Ensuring that by 2015 all children, particularly girls, children in difficult circumstances and those belonging to ethnic minorities, have access to, and complete, free and compulsory primary education of good quality.

MDG Goal 2 Achieve UPE - **Target 3** Ensure that, by 2015, children everywhere, boys and girls alike, will be able to complete a full course of primary schooling.

Primary Education – Access and Participation



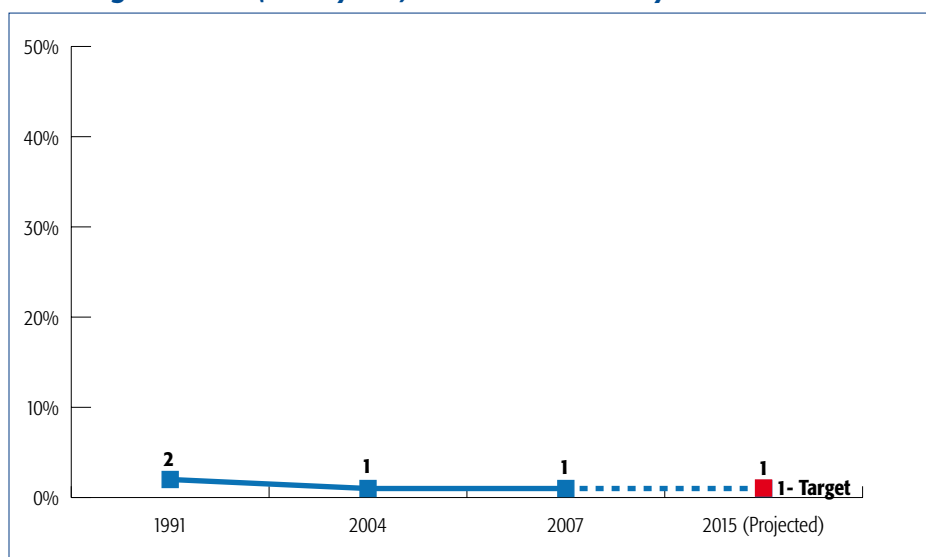
GER > 95%

Ninety percent of children of official primary school age are enrolled.

Number of out of school children (2006) = **280**

EFA Goal 4 Achieving a 50 per cent improvement in levels of adult literacy by 2015, especially for women, and equitable access to basic and continuing education for all adults.

Percentage of adults (15-64 years) without basic literacy skills

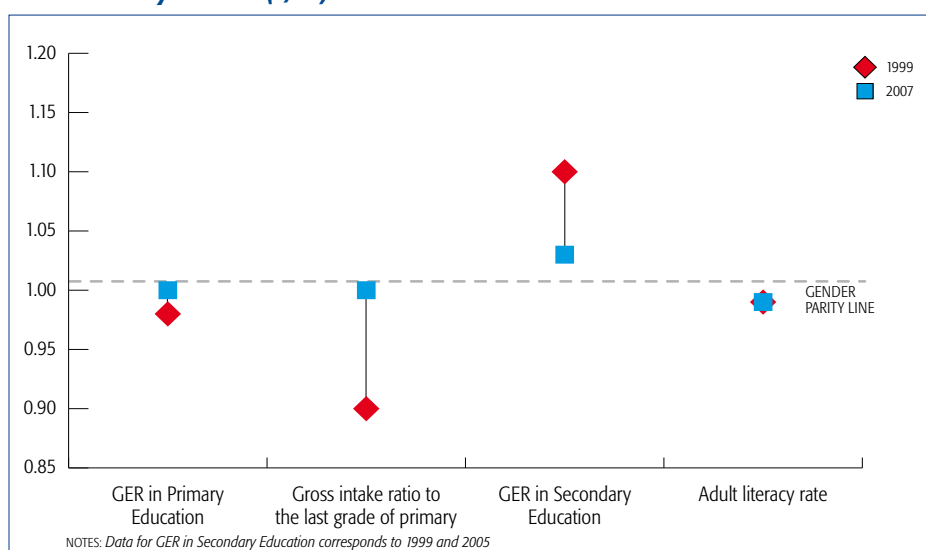


According to current projections, the projected percentage of adults without basic literacy skills by 2015 is **equal** to the estimated EFA target rate.

EFA Goal 5 Eliminating gender disparities in primary and secondary education by 2005, and achieving gender equality in education by 2015, with a focus on ensuring girls' full and equal access to and achievement in basic education of good quality.

MDG Goal 3 Promote gender equality and empower women - **Target 1** Eliminate gender disparity in primary and secondary education, preferably by 2005, and in all levels of education no later than 2015.

Gender Parity Indices (F/M) for Selected Indicators



Gender **parity** has been achieved in accessing primary education

Gender **parity** has been achieved in Gross Intake Ratio to the last grade of primary education.

Gender **disparity** is to the disadvantage of **boys** in accessing secondary education.

Gender **parity** has been achieved for those adults recorded as being literate.

EFA Goal 6 Improving all aspects of the quality of education and ensuring excellence of all so that recognised and measurable learning outcomes are achieved by all, especially in literacy, numeracy and essential life skills.

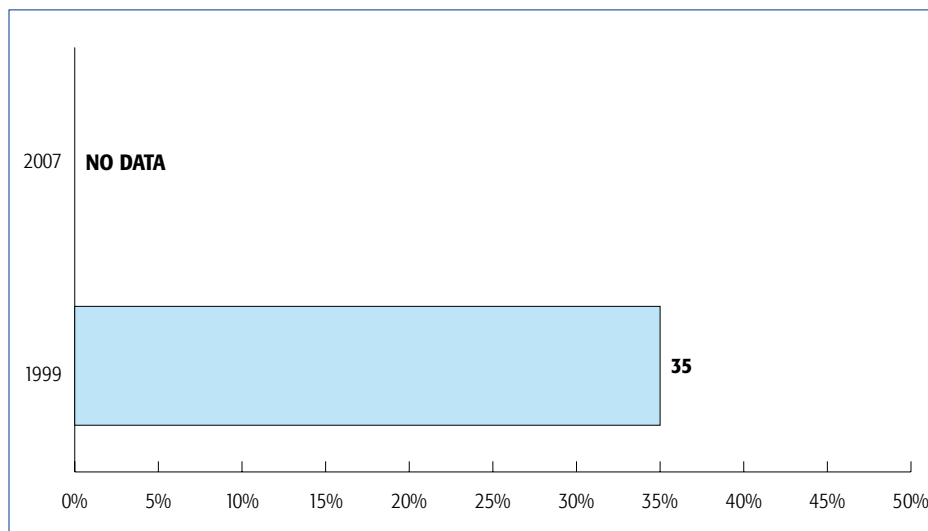
Proxy Indicators of the Quality of Formal Schooling	1999	2007
Percentage of young people (15-24 years) with basic literacy skills	99.3	99.4
School Life Expectancy (expected number of years of formal schooling from primary to tertiary education)	12.3	-
Pupil/Teacher Ratio in Primary Education	24.0	23.8
Trained Primary- School teachers as % of total	-	98.4
Public current expenditure on primary education as % of GNP	1.4	-

SOLOMON ISLANDS

Total Population: 484,000 (2006) of which 40.5% are under 15 years old (2005)

EFA Goal 1 Expanding and improving comprehensive early childhood care and education, especially for the most vulnerable and disadvantaged children.

GER in Pre Primary Education (%)

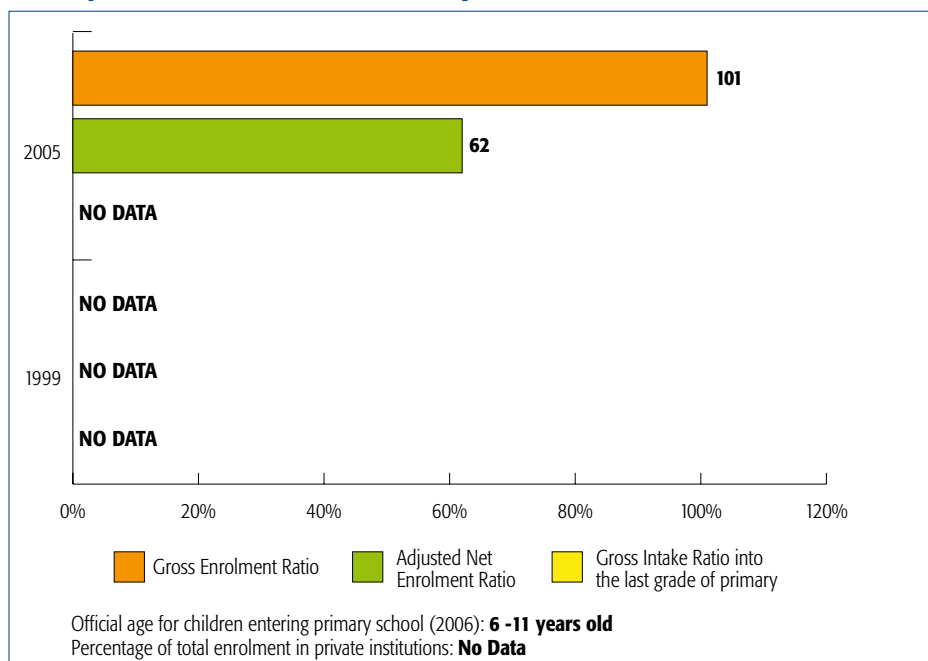


Age group (2006): **3-5 years old**
 Percentage of private provision = **No Data**
 School life expectancy in Pre-primary = **No Data**
 % of children under 5 years of age who are underweight (moderate or severe) = **No Data**

EFA Goal 2 Ensuring that by 2015 all children, particularly girls, children in difficult circumstances and those belonging to ethnic minorities, have access to, and complete, free and compulsory primary education of good quality.

MDG Goal 2 Achieve UPE - **Target 3** Ensure that, by 2015, children everywhere, boys and girls alike, will be able to complete a full course of primary schooling.

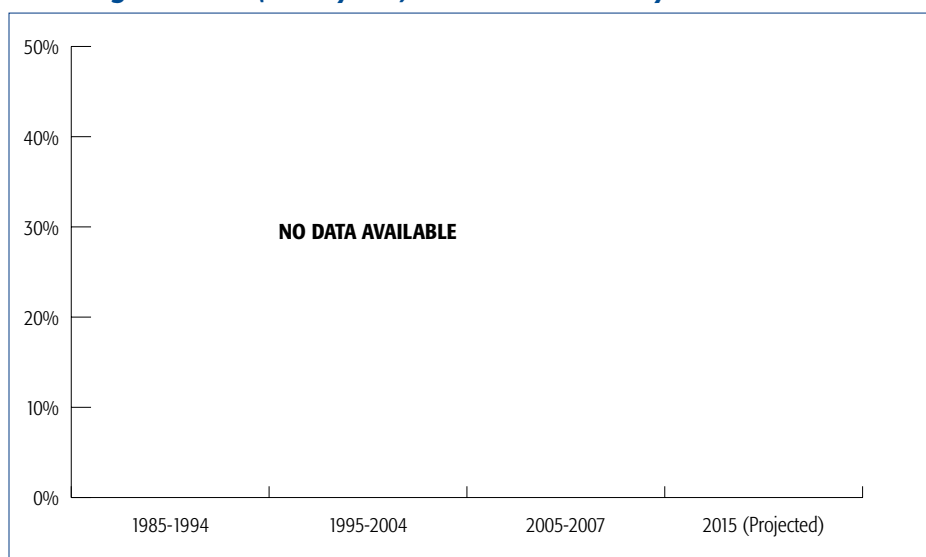
Primary Education – Access and Participation



GER > 95%
 Around **60%** of children of official primary school age are enrolled.
 Number of out of school children (2005) = **29,000**

EFA Goal 4 Achieving a 50 per cent improvement in levels of adult literacy by 2015, especially for women, and equitable access to basic and continuing education for all adults.

Percentage of adults (15-64 years) without basic literacy skills

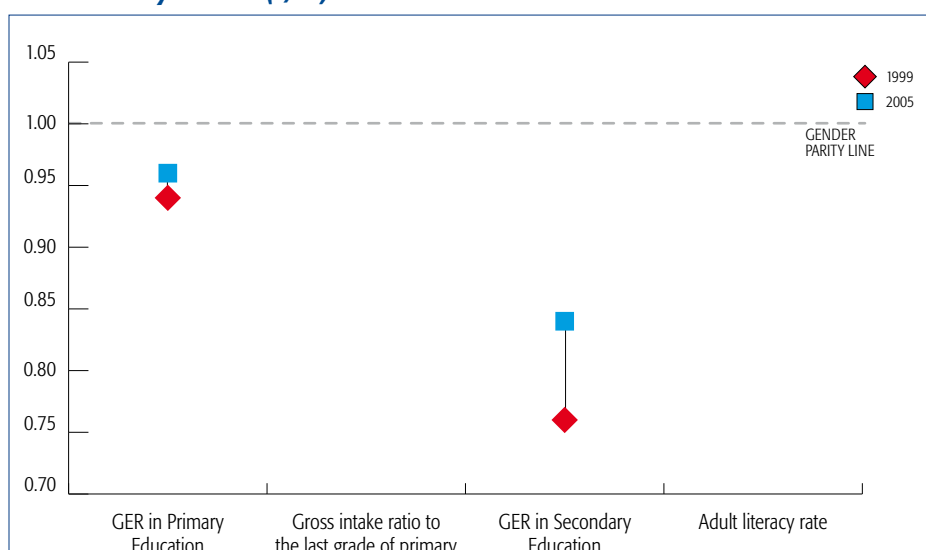


No data available to evaluate country's prospects to achieve this EFA GOAL

EFA Goal 5 Eliminating gender disparities in primary and secondary education by 2005, and achieving gender equality in education by 2015, with a focus on ensuring girls' full and equal access to and achievement in basic education of good quality.

MDG Goal 3 Promote gender equality and empower women - **Target 1** Eliminate gender disparity in primary and secondary education, preferably by 2005, and in all levels of education no later than 2015.

Gender Parity Indices (F/M) for Selected Indicators



Gender **disparity** is to the disadvantage of **girls** in accessing primary education.

No data available for Gross Intake Ratio to the last grade of primary education.

Gender **disparity** is to the disadvantage of **girls** in accessing secondary education.

No data available for those adults recorded as being literate.

EFA Goal 6 Improving all aspects of the quality of education and ensuring excellence of all so that recognised and measurable learning outcomes are achieved by all, especially in literacy, numeracy and essential life skills.

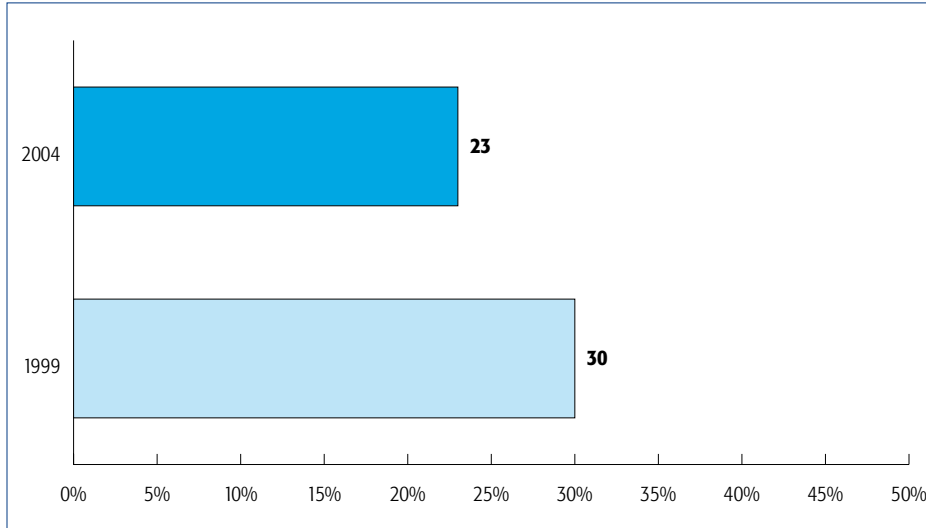
Proxy Indicators of the Quality of Formal Schooling	1999	2005
Percentage of young people (15-24 years) with basic literacy skills	-	-
School Life Expectancy (expected number of years of formal schooling from primary to tertiary education)	7.3	8.5
Pupil/Teacher Ratio in Primary Education	19.2	-
Trained Primary- School teachers as % of total	-	-
Public current expenditure on primary education as % of GNP	-	-

TONGA

Total Population: 100,000 (2006) of which 37.5% are under 15 years old (2005)

EFA Goal 1 Expanding and improving comprehensive early childhood care and education, especially for the most vulnerable and disadvantaged children.

GER in Pre Primary Education (%)



Age group (2006):
3-4 years old

Percentage of private provision
= No Data

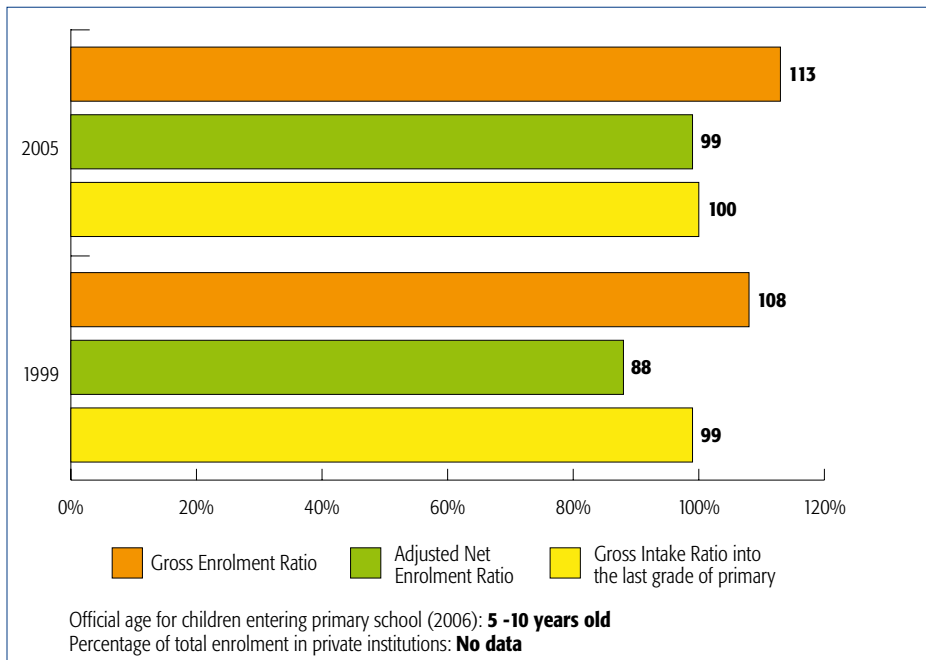
School life expectancy in Pre-primary (2005)
= 0.5 years

% of children under 5 years of age who are underweight (moderate or severe) **= No Data**

EFA Goal 2 Ensuring that by 2015 all children, particularly girls, children in difficult circumstances and those belonging to ethnic minorities, have access to, and complete, free and compulsory primary education of good quality.

MDG Goal 2 Achieve UPE - **Target 3** Ensure that, by 2015, children everywhere, boys and girls alike, will be able to complete a full course of primary schooling.

Primary Education – Access and Participation



GER > 95%

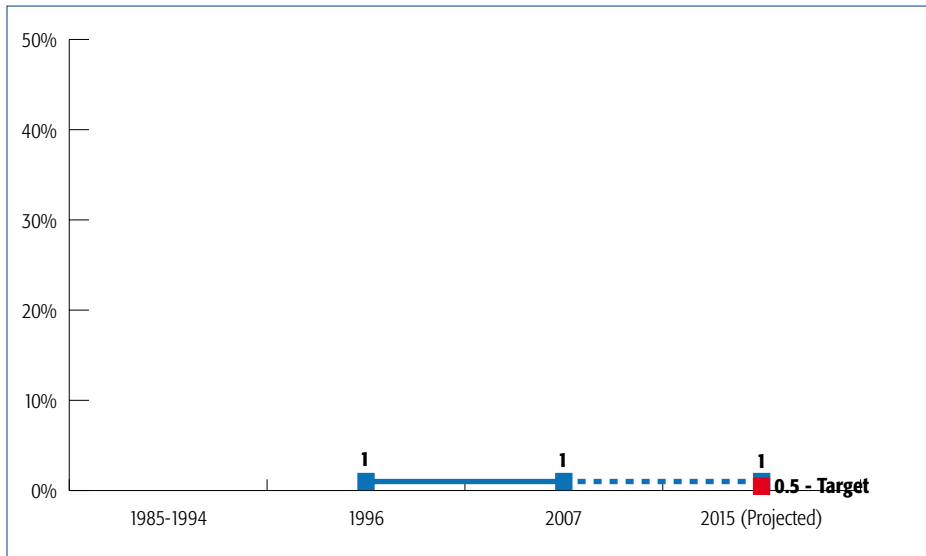
Almost all children of official primary school age are enrolled.

Number of out of school children (2005) = **200**

Official age for children entering primary school (2006): **5 -10 years old**
Percentage of total enrolment in private institutions: **No data**

EFA Goal 4 Achieving a 50 per cent improvement in levels of adult literacy by 2015, especially for women, and equitable access to basic and continuing education for all adults.

Percentage of adults (15-64 years) without basic literacy skills

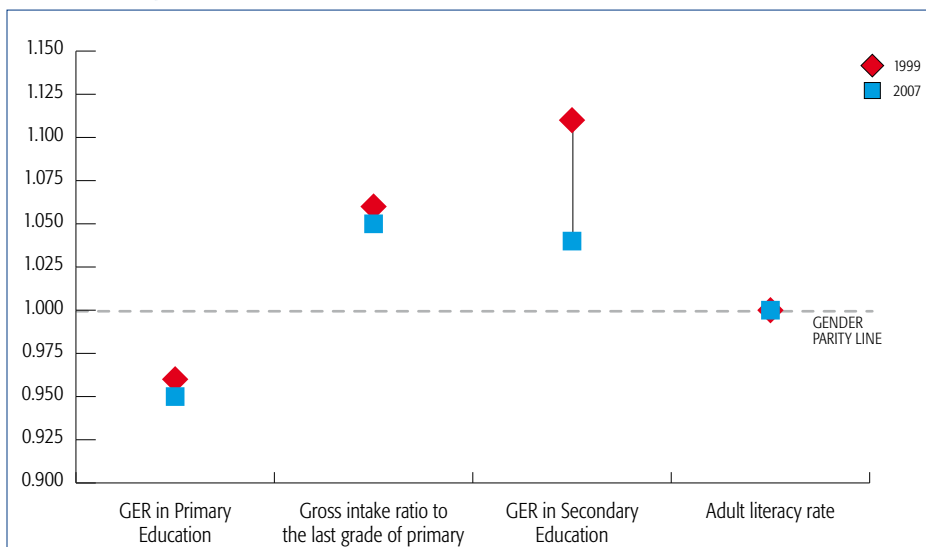


According to current projections, the projected percentage of adults without basic literacy skills by 2015 is 0.5 percentage points **lower** than the estimated EFA target rate.

EFA Goal 5 Eliminating gender disparities in primary and secondary education by 2005, and achieving gender equality in education by 2015, with a focus on ensuring girls' full and equal access to and achievement in basic education of good quality.

MDG Goal 3 Promote gender equality and empower women - **Target 1** Eliminate gender disparity in primary and secondary education, preferably by 2005, and in all levels of education no later than 2015.

Gender Parity Indices (F/M) for Selected Indicators



Gender **disparity** is to the disadvantage of **girls** in accessing primary education

Gender **disparity** is to the disadvantage of **boys** in Gross Intake Ratio to the last grade of primary education.

Gender **disparity** is to the disadvantage of **boys** in accessing secondary education.

Gender **parity** has been achieved for those adults recorded as being literate.

EFA Goal 6 Improving all aspects of the quality of education and ensuring excellence of all so that recognised and measurable learning outcomes are achieved by all, especially in literacy, numeracy and essential life skills.

Proxy Indicators of the Quality of Formal Schooling	1999	2006
Percentage of young people (15-24 years) with basic literacy skills	99.3	99.6
School Life Expectancy (expected number of years of formal schooling from primary to tertiary education)	13.2	-
Pupil/Teacher Ratio in Primary Education	20.9	22.3
Trained Primary- School teachers as % of total	-	-
Public current expenditure on primary education as % of GNP	-	-

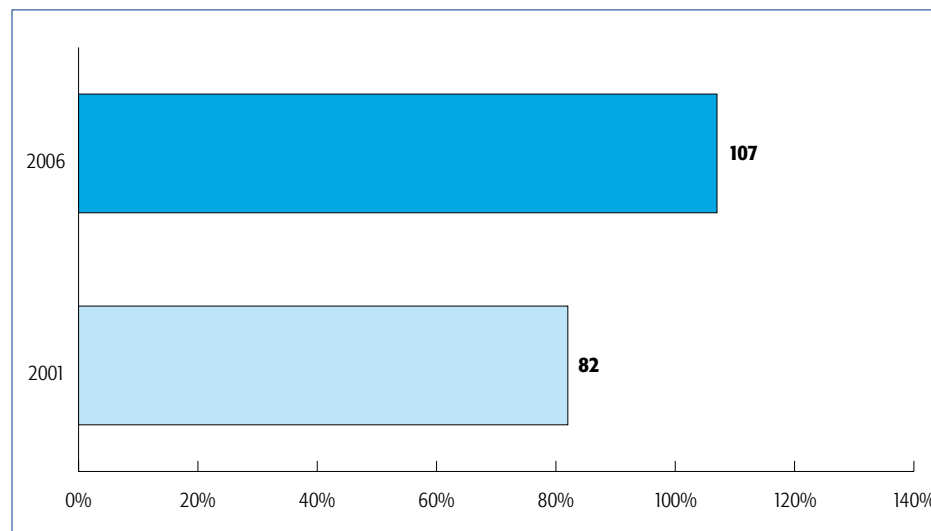
* Public current expenditure on primary education as % of GNP corresponds to 2005.

TUVALU

Total Population: 10,000 (2006)

EFA Goal 1 Expanding and improving comprehensive early childhood care and education, especially for the most vulnerable and disadvantaged children.

GER in Pre Primary Education (%)



Age group (2006):
3-5 years old

Percentage of private provision (2006)
= No Data

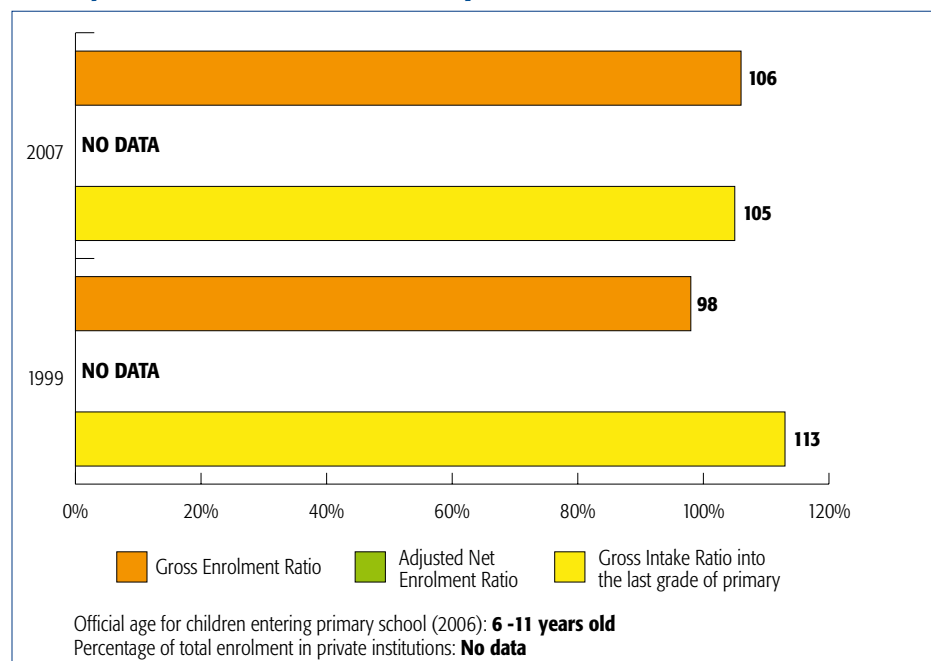
School life expectancy in Pre-primary (2006)
= 3.2 years

% of children under 5 years of age who are underweight (moderate or severe) **= No Data**

EFA Goal 2 Ensuring that by 2015 all children, particularly girls, children in difficult circumstances and those belonging to ethnic minorities, have access to, and complete, free and compulsory primary education of good quality.

MDG Goal 2 Achieve UPE - **Target 3** Ensure that, by 2015, children everywhere, boys and girls alike, will be able to complete a full course of primary schooling.

Primary Education – Access and Participation



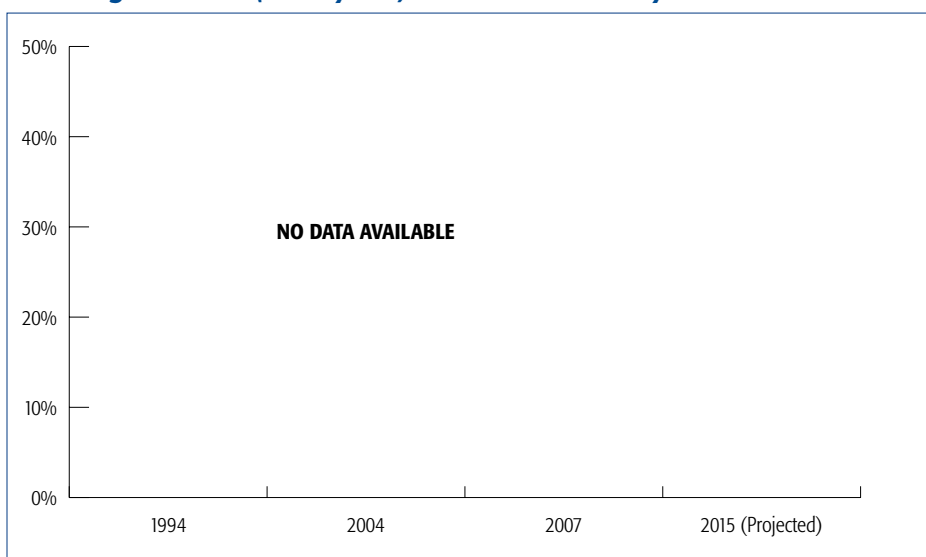
GER > 95%

No data available for Adjusted Net Enrolment Ratio.

Number of out of school children (2006) = **No Data**

EFA Goal 4 Achieving a 50 per cent improvement in levels of adult literacy by 2015, especially for women, and equitable access to basic and continuing education for all adults.

Percentage of adults (15-64 years) without basic literacy skills

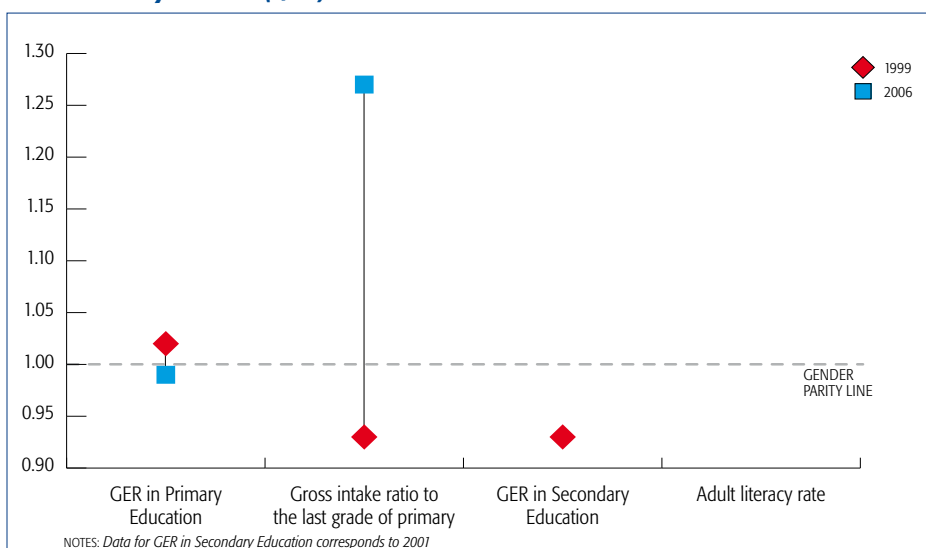


No data available to evaluate country's prospects to achieve this EFA GOAL

EFA Goal 5 Eliminating gender disparities in primary and secondary education by 2005, and achieving gender equality in education by 2015, with a focus on ensuring girls' full and equal access to and achievement in basic education of good quality.

MDG Goal 3 Promote gender equality and empower women - **Target 1** Eliminate gender disparity in primary and secondary education, preferably by 2005, and in all levels of education no later than 2015.

Gender Parity Indices (F/M) for Selected Indicators



Gender **parity** has been achieved in accessing primary education

Gender **disparity** is to the disadvantage of **girls** in Gross Intake Ratio to the last grade of primary education.

Gender **disparity** was to disadvantage of **girls** in accessing secondary education back in 1999

No data available for those adults recorded as being literate.

EFA Goal 6 Improving all aspects of the quality of education and ensuring excellence of all so that recognised and measurable learning outcomes are achieved by all, especially in literacy, numeracy and essential life skills.

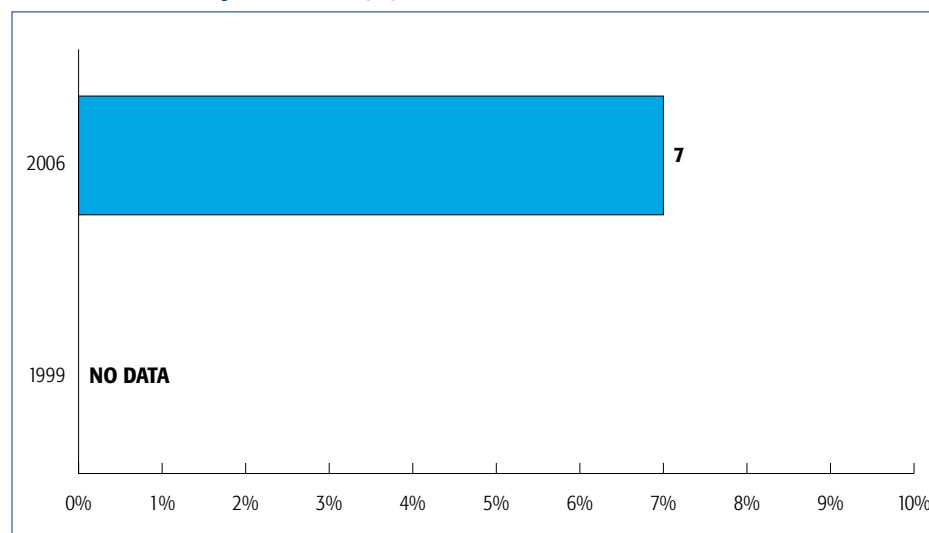
Proxy Indicators of the Quality of Formal Schooling	1999	2007
Percentage of young people (15-24 years) with basic literacy skills	-	-
School Life Expectancy (expected number of years of formal schooling from primary to tertiary education)	-	-
Pupil/Teacher Ratio in Primary Education	18.9	-
Trained Primary- School teachers as % of total	-	-
Public current expenditure on primary education as % of GNP	-	-

VANUATU

Total Population: 221,000 (2006) of which 39.8% are under 15 years old (2005)

EFA Goal 1 Expanding and improving comprehensive early childhood care and education, especially for the most vulnerable and disadvantaged children.

GER in Pre Primary Education (%)

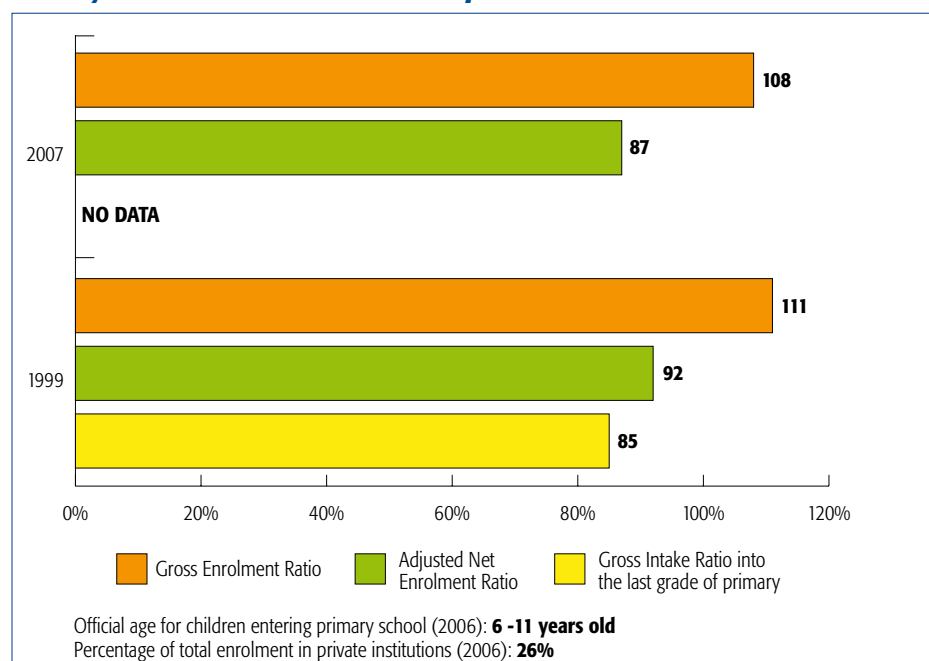


Age group (2007): **3-5 years old**
 Percentage of private provision (2006) = **No Data**
 School life expectancy in Pre-primary (2006) = **No Data**
 % of children under 5 years of age who are underweight (moderate or severe) = **No Data**

EFA Goal 2 Ensuring that by 2015 all children, particularly girls, children in difficult circumstances and those belonging to ethnic minorities, have access to, and complete, free and compulsory primary education of good quality.

MDG Goal 2 Achieve UPE - **Target 3** Ensure that, by 2015, children everywhere, boys and girls alike, will be able to complete a full course of primary schooling.

Primary Education – Access and Participation

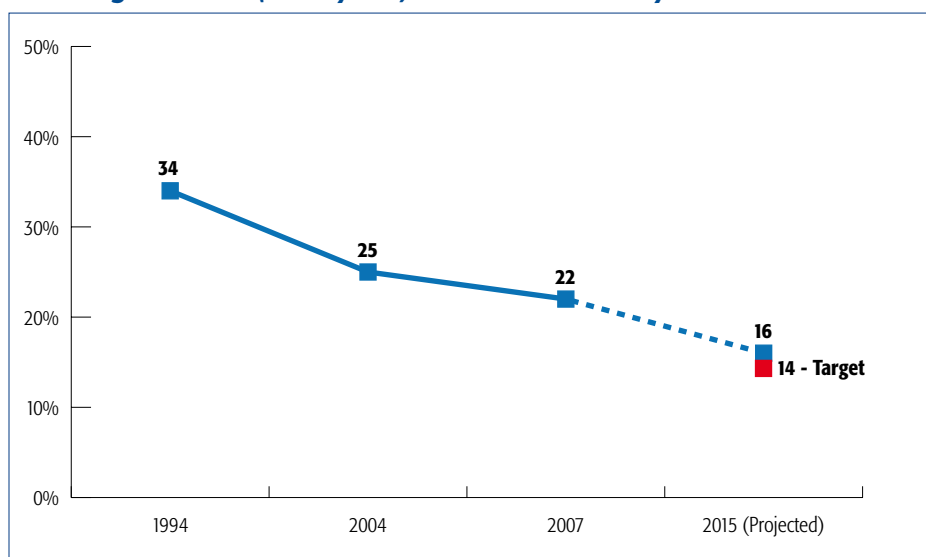


GER > 95%
Almost 90% of children of official primary school age are enrolled.
 Number of out of school children (2006) = **3,900**

Official age for children entering primary school (2006): **6 - 11 years old**
 Percentage of total enrolment in private institutions (2006): **26%**

EFA Goal 4 Achieving a 50 per cent improvement in levels of adult literacy by 2015, especially for women, and equitable access to basic and continuing education for all adults.

Percentage of adults (15-64 years) without basic literacy skills

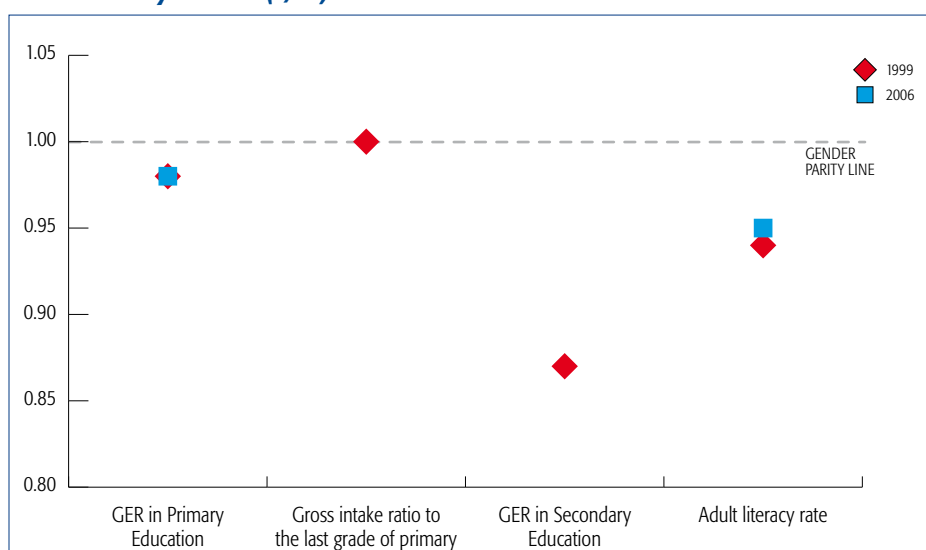


According to current projections, the projected percentage of adults without basic literacy skills by 2015 is two percentage points **higher** than the estimated EFA target rate.

EFA Goal 5 Eliminating gender disparities in primary and secondary education by 2005, and achieving gender equality in education by 2015, with a focus on ensuring girls' full and equal access to and achievement in basic education of good quality.

MDG Goal 3 Promote gender equality and empower women - **Target 1** Eliminate gender disparity in primary and secondary education, preferably by 2005, and in all levels of education no later than 2015.

Gender Parity Indices (F/M) for Selected Indicators



Gender **parity** has been achieved in accessing primary education.

Gender **parity** was achieved in Gross Intake Ratio to the last grade of primary education, back in 1999.

Gender **disparity** was to the disadvantage of **girls** in accessing secondary education back in 1999.

Gender **disparities** for those adults recorded as being literate are to the disadvantage of **women**.

EFA Goal 6 Improving all aspects of the quality of education and ensuring excellence of all so that recognised and measurable learning outcomes are achieved by all, especially in literacy, numeracy and essential life skills.

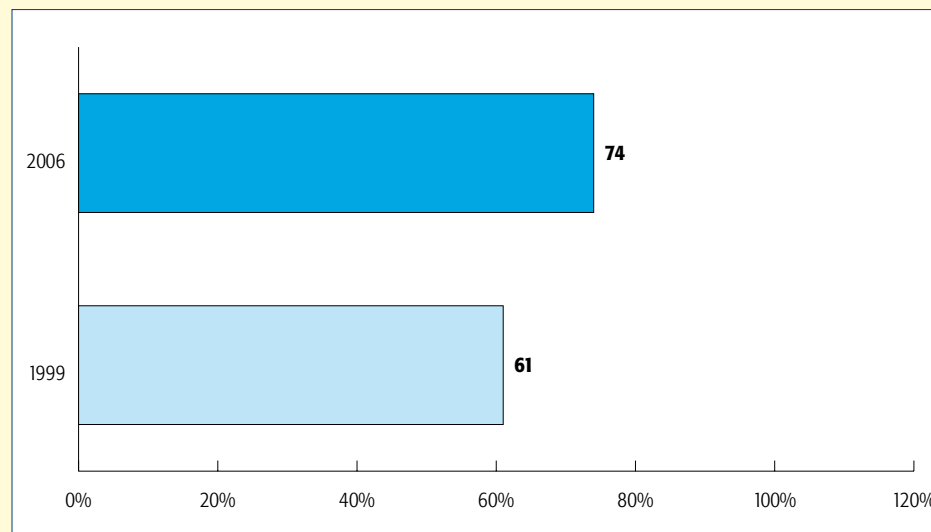
Proxy Indicators of the Quality of Formal Schooling	1999	2005
Percentage of young people (15-24 years) with basic literacy skills	89.4	91.7
School Life Expectancy (expected number of years of formal schooling from primary to tertiary education)	9.2	-
Pupil/Teacher Ratio in Primary Education	24.2	-
Trained Primary- School teachers as % of total	-	-
Public current expenditure on primary education as % of GNP	2.2	-

Commonwealth Pacific Overview (10 countries)

Total Population: 2,249.86 million (2006) of which 31.6% are under 15 years old (2005)

EFA Goal 1 Expanding and improving comprehensive early childhood care and education, especially for the most vulnerable and disadvantaged children.

GER in Pre Primary Education (%)

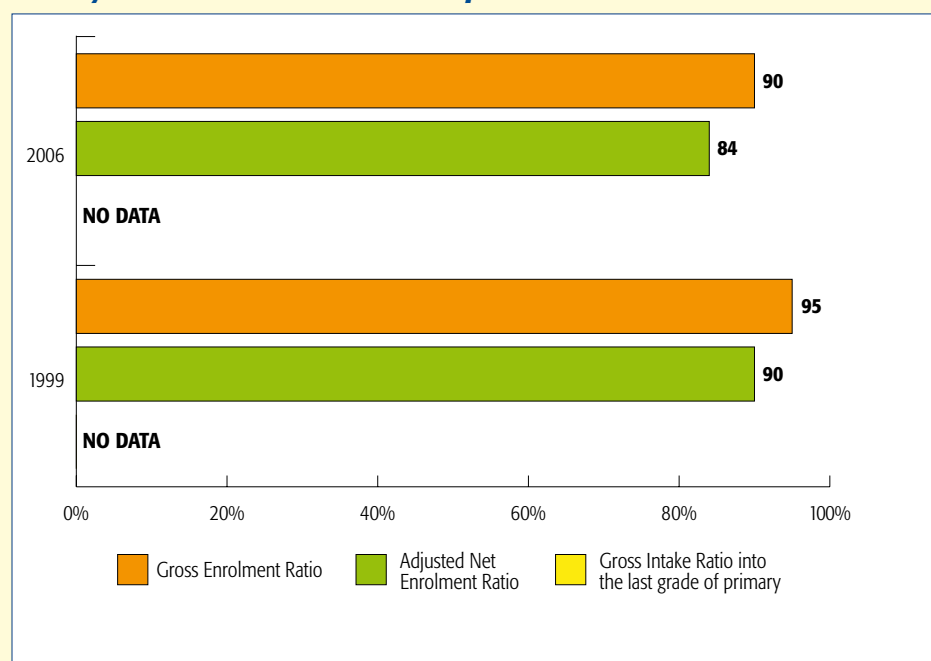


School life expectancy in Pre-primary (2006) = **0.9 years**

EFA Goal 2 Ensuring that by 2015 all children, particularly girls, children in difficult circumstances and those belonging to ethnic minorities, have access to, and complete, free and compulsory primary education of good quality.

MDG Goal 2 Achieve UPE - **Target 3** Ensure that, by 2015, children everywhere, boys and girls alike, will be able to complete a full course of primary schooling.

Primary Education – Access and Participation



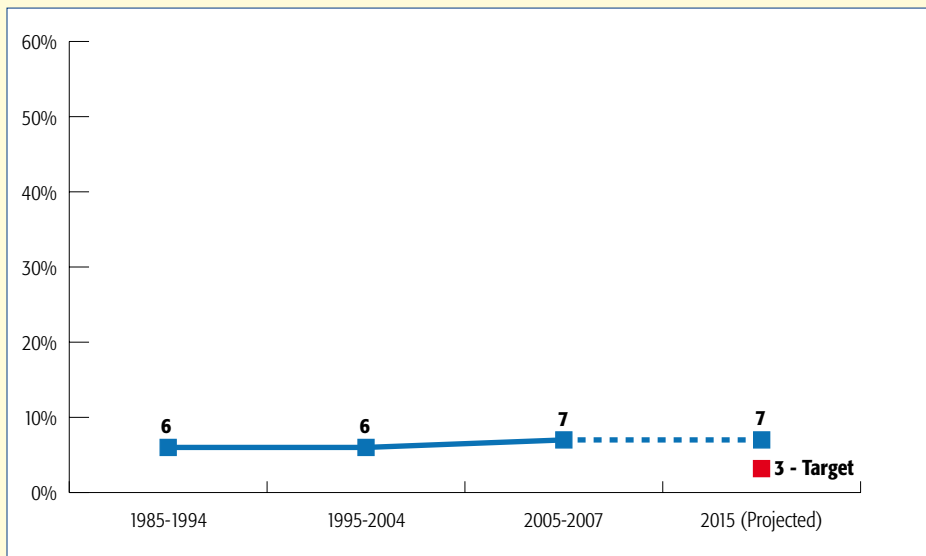
GER > 95%

Eighty four percent of children of official primary school age are enrolled.

Number of out of school children (2006) = **538,000**

EFA Goal 4 Achieving a 50 per cent improvement in levels of adult literacy by 2015, especially for women, and equitable access to basic and continuing education for all adults.

Percentage of adults (15-64 years) without basic literacy skills

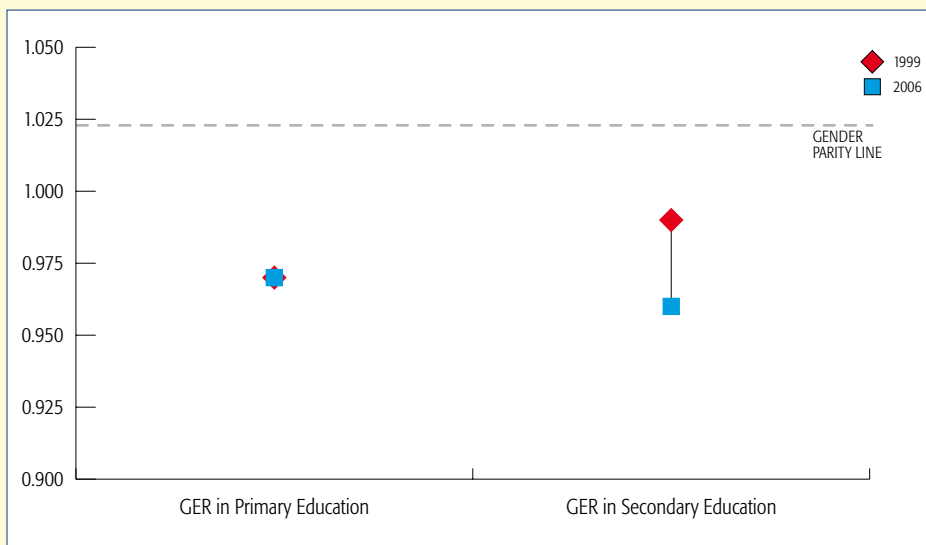


According to current projections, the projected percentage of adults without basic literacy skills by 2015 is four percentage points **higher** than the estimated EFA target rate.

EFA Goal 5 Eliminating gender disparities in primary and secondary education by 2005, and achieving gender equality in education by 2015, with a focus on ensuring girls' full and equal access to and achievement in basic education of good quality.

MDG Goal 3 Promote gender equality and empower women - **Target 1** Eliminate gender disparity in primary and secondary education, preferably by 2005, and in all levels of education no later than 2015.

Gender Parity Indices (F/M) for Selected Indicators



Gender **parity** has been achieved in accessing secondary education.

Gender **disparity** is to the disadvantage of **girls** in accessing secondary education.

EFA Goal 6 Improving all aspects of the quality of education and ensuring excellence of all so that recognised and measurable learning outcomes are achieved by all, especially in literacy, numeracy and essential life skills.

No regional averages available.