

NORTH AMERICAN AND WESTERN EUROPEAN COUNTRIES

Canada

Cyprus

Malta

United Kingdom

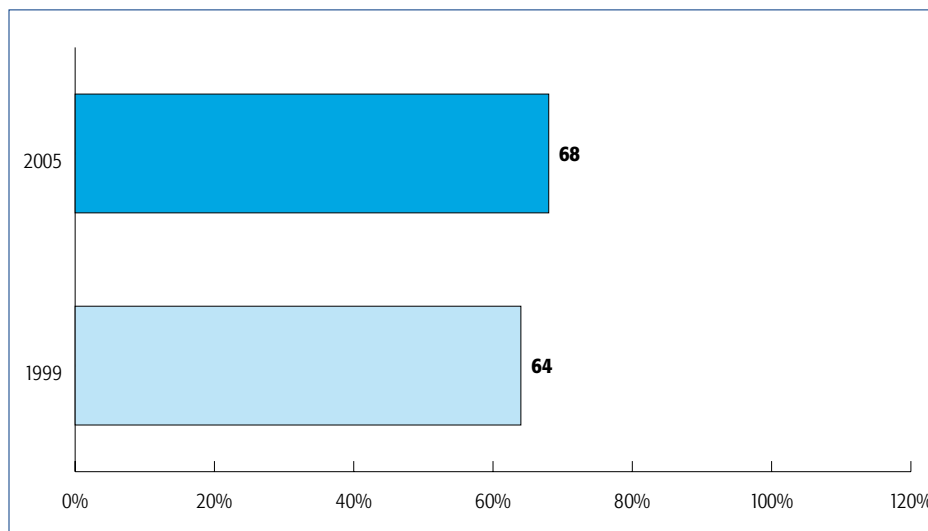


CANADA

Total Population: 32.57 million (2006) of which 17.3% are under 15 years old (2005)

EFA Goal 1 Expanding and improving comprehensive early childhood care and education, especially for the most vulnerable and disadvantaged children.

GER in Pre Primary Education (%)



Age group (2007):
4-5 years old

Percentage of private provision (2005) = **6%**

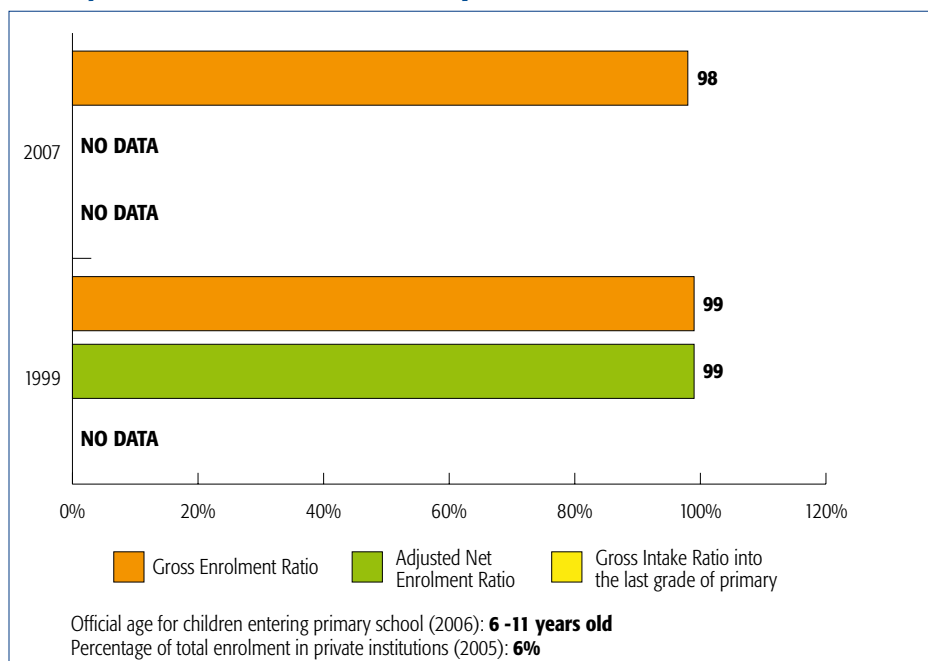
School life expectancy in Pre-primary (2005) = **1.4 years**

% of children under 5 years of age who are underweight (moderate or severe) = **No Data**

EFA Goal 2 Ensuring that by 2015 all children, particularly girls, children in difficult circumstances and those belonging to ethnic minorities, have access to, and complete, free and compulsory primary education of good quality.

MDG Goal 2 Achieve UPE - **Target 3** Ensure that, by 2015, children everywhere, boys and girls alike, will be able to complete a full course of primary schooling.

Primary Education – Access and Participation



GER > 95%

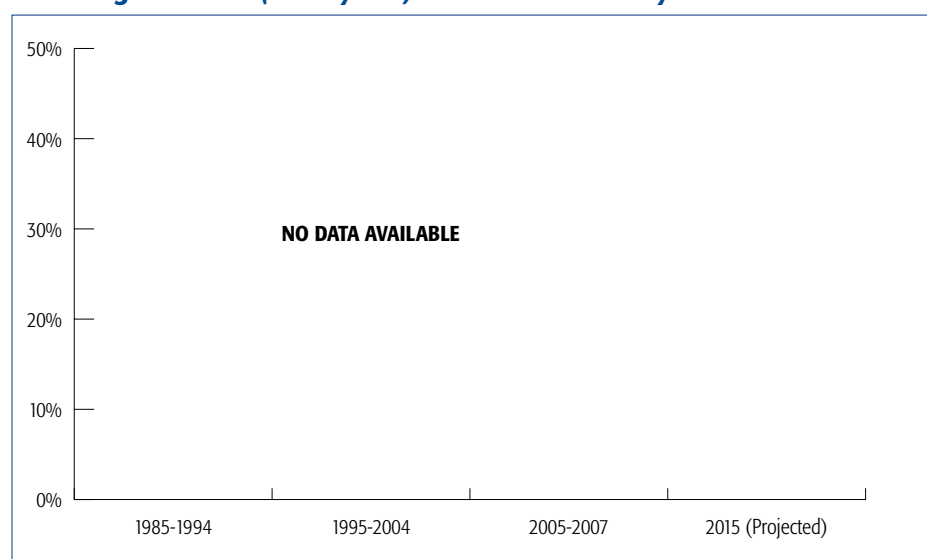
No data available for Adjusted Net enrolment Ratio for 2007 or most updated year.

Number of out of school children = **No Data**

No data available for Gross intake Ratio to the last grade.

EFA Goal 4 Achieving a 50 per cent improvement in levels of adult literacy by 2015, especially for women, and equitable access to basic and continuing education for all adults.

Percentage of adults (15-64 years) without basic literacy skills

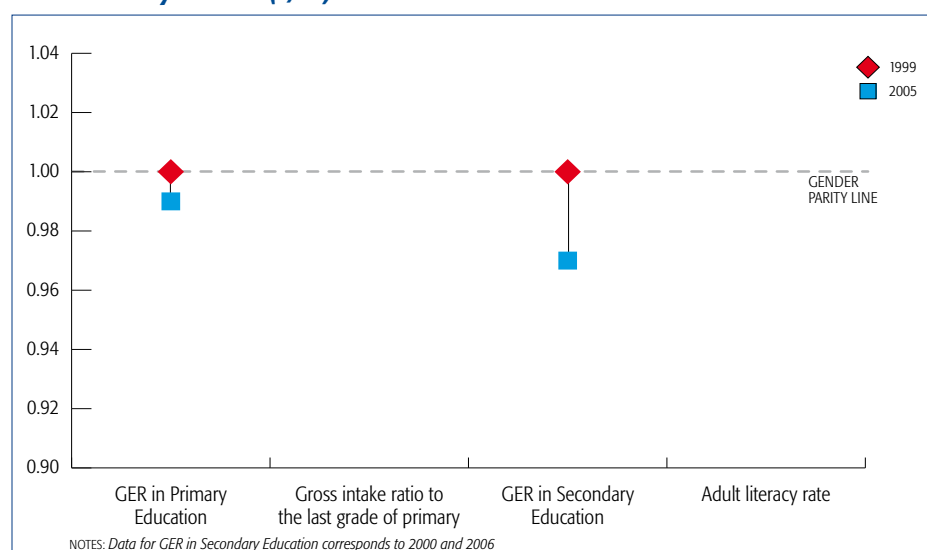


No data available to evaluate country's prospects to achieve this EFA GOAL.

EFA Goal 5 Eliminating gender disparities in primary and secondary education by 2005, and achieving gender equality in education by 2015, with a focus on ensuring girls' full and equal access to and achievement in basic education of good quality.

MDG Goal 3 Promote gender equality and empower women - **Target 1** Eliminate gender disparity in primary and secondary education, preferably by 2005, and in all levels of education no later than 2015.

Gender Parity Indices (F/M) for Selected Indicators



Gender **parity** has been achieved in accessing primary education

No data available for Gross Intake Ratio to the last grade of primary education.

Gender **parity** has been achieved in accessing secondary education

No data available for those adults recorded as being literate

EFA Goal 6 Improving all aspects of the quality of education and ensuring excellence of all so that recognised and measurable learning outcomes are achieved by all, especially in literacy, numeracy and essential life skills.

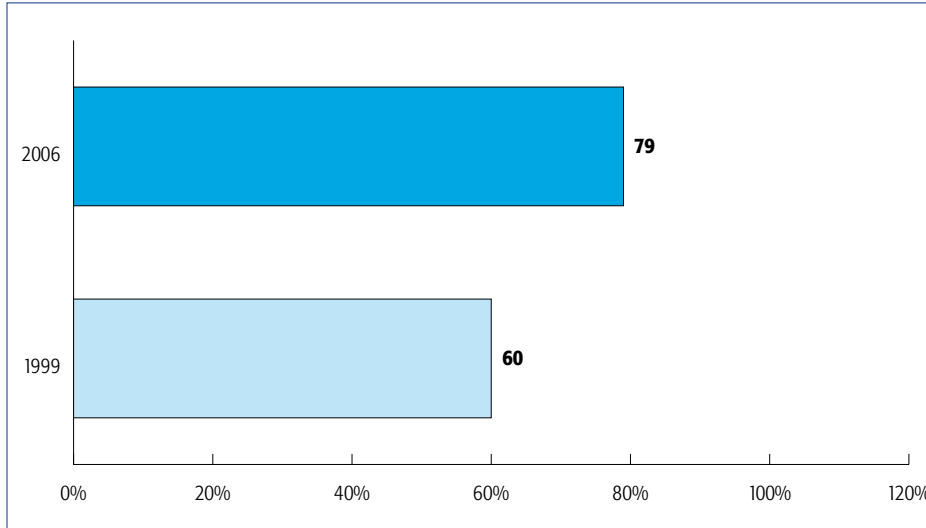
Proxy Indicators of the Quality of Formal Schooling	1999	2004
Percentage of young people (15-24 years) with basic literacy skills	–	–
School Life Expectancy (expected number of years of formal schooling from primary to tertiary education)	–	–
Pupil/Teacher Ratio in Primary Education	17	17
Trained Primary- School teachers as % of total	–	–
Public current expenditure on primary education as % of GNP	–	–

CYPRUS

Total Population: 0.85 million (2006) of which 20.9% are under 15 years old (2005)

EFA Goal 1 Expanding and improving comprehensive early childhood care and education, especially for the most vulnerable and disadvantaged children.

GER in Pre Primary Education (%)



Age group (2007):
3-5 years old

Percentage of private provision (2006) = **50%**

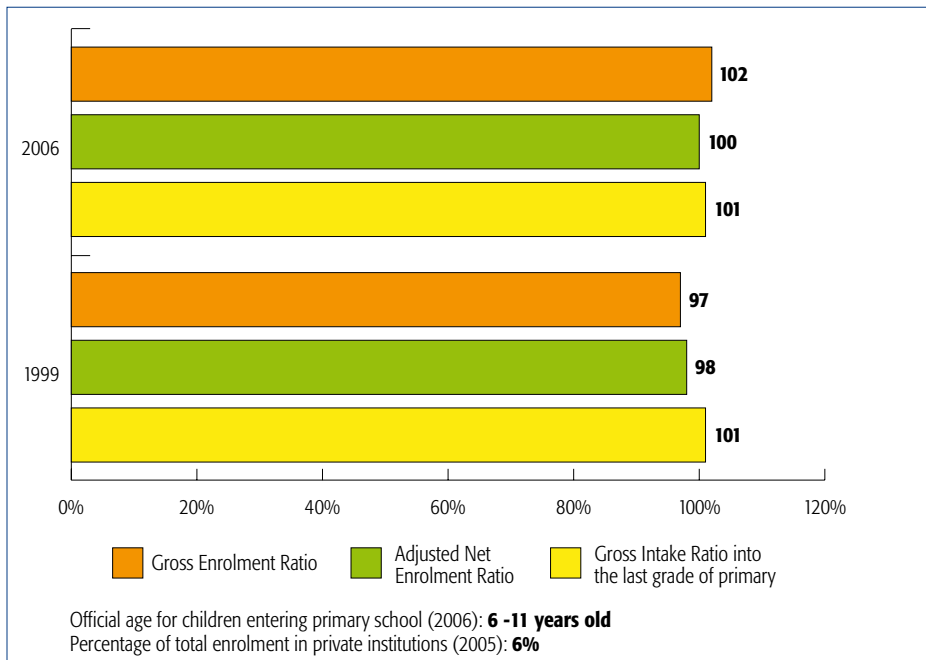
School life expectancy in Pre-primary (2006) = **2.3 years**

% of children under 5 years of age who are underweight (moderate or severe) = **No Data**

EFA Goal 2 Ensuring that by 2015 all children, particularly girls, children in difficult circumstances and those belonging to ethnic minorities, have access to, and complete, free and compulsory primary education of good quality.

MDG Goal 2 Achieve UPE - **Target 3** Ensure that, by 2015, children everywhere, boys and girls alike, will be able to complete a full course of primary schooling.

Primary Education – Access and Participation



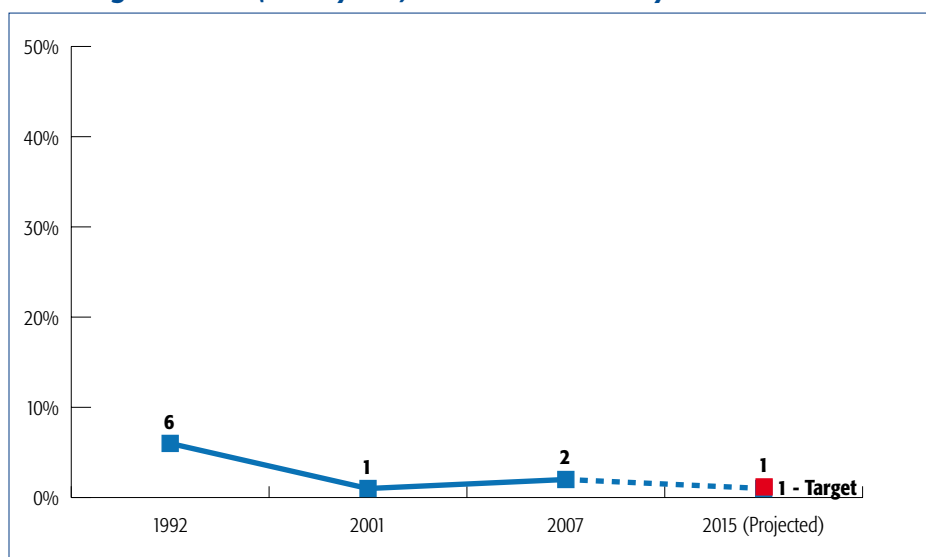
GER > 95%

All of children of official primary school age are enrolled.

Number of out of school children (2006) = **280**

EFA Goal 4 Achieving a 50 per cent improvement in levels of adult literacy by 2015, especially for women, and equitable access to basic and continuing education for all adults.

Percentage of adults (15-64 years) without basic literacy skills

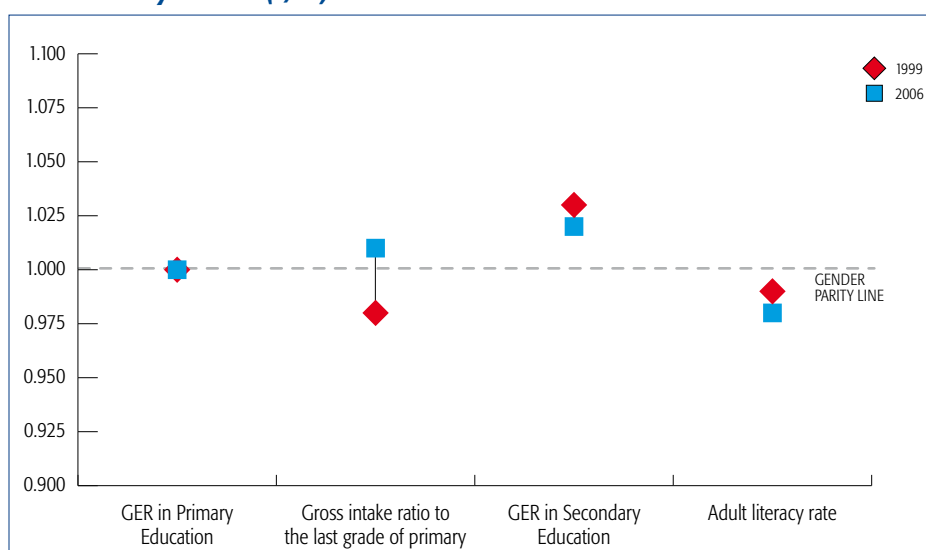


According to current projections, the projected percentage of adults without basic literacy skills by 2015 is **equal** to the estimated EFA target rate.

EFA Goal 5 Eliminating gender disparities in primary and secondary education by 2005, and achieving gender equality in education by 2015, with a focus on ensuring girls' full and equal access to and achievement in basic education of good quality.

MDG Goal 3 Promote gender equality and empower women - **Target 1** Eliminate gender disparity in primary and secondary education, preferably by 2005, and in all levels of education no later than 2015.

Gender Parity Indices (F/M) for Selected Indicators



Gender **parity** has been achieved in accessing primary education

Gender **parity** has been achieved in accessing secondary education

Gender **parity** has been achieved in Gross Intake Ratio to the last grade of primary education.

Gender **parity** has been achieved for those adults recorded as being literate

EFA Goal 6 Improving all aspects of the quality of education and ensuring excellence of all so that recognised and measurable learning outcomes are achieved by all, especially in literacy, numeracy and essential life skills.

Proxy Indicators of the Quality of Formal Schooling	1999	2006
Percentage of young people (15-24 years) with basic literacy skills	99.7	99.9
School Life Expectancy (expected number of years of formal schooling from primary to tertiary education)	12.5	13.6
Pupil/Teacher Ratio in Primary Education	18.3	16.5
Trained Primary- School teachers as % of total	-	-
Public current expenditure on primary education as % of GNP	1.6	1.7*

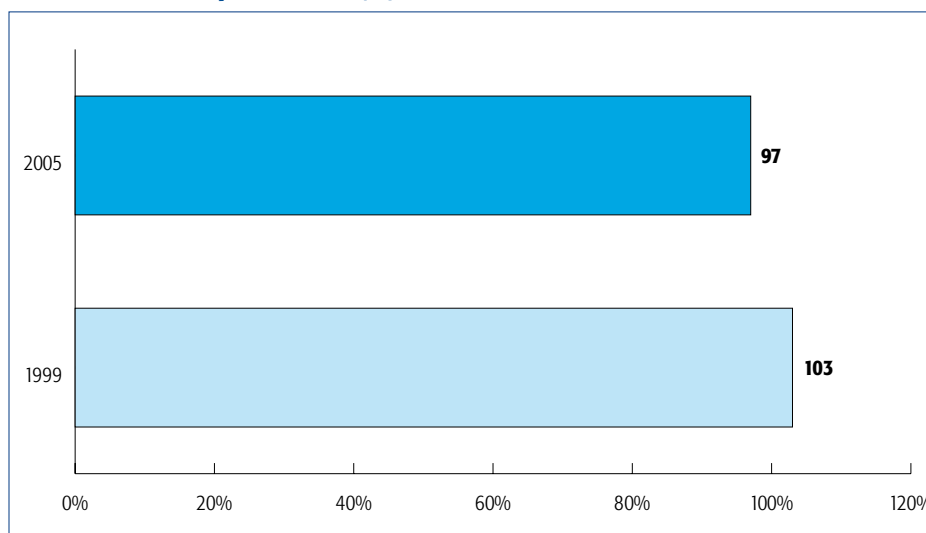
* Public current expenditure on primary education as % of GNP corresponds to 2005

MALTA

Total Population: 0.40 million (2006) of which 17.6% are under 15 years old (2005)

EFA Goal 1 Expanding and improving comprehensive early childhood care and education, especially for the most vulnerable and disadvantaged children.

GER in Pre Primary Education (%)



Age group (2006):
3-4 years old

Percentage of private provision (2005) = **39%**

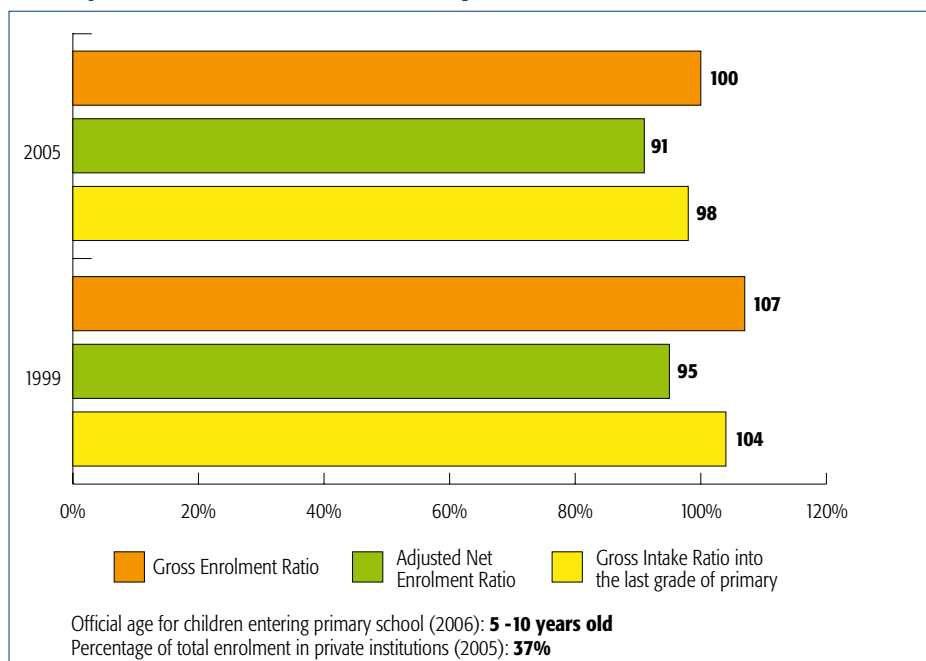
School life expectancy in Pre-primary (2005) = **1.9 years**

% of children under 5 years of age who are underweight (moderate or severe) = **No Data**

EFA Goal 2 Ensuring that by 2015 all children, particularly girls, children in difficult circumstances and those belonging to ethnic minorities, have access to, and complete, free and compulsory primary education of good quality.

MDG Goal 2 Achieve UPE - **Target 3** Ensure that, by 2015, children everywhere, boys and girls alike, will be able to complete a full course of primary schooling.

Primary Education – Access and Participation



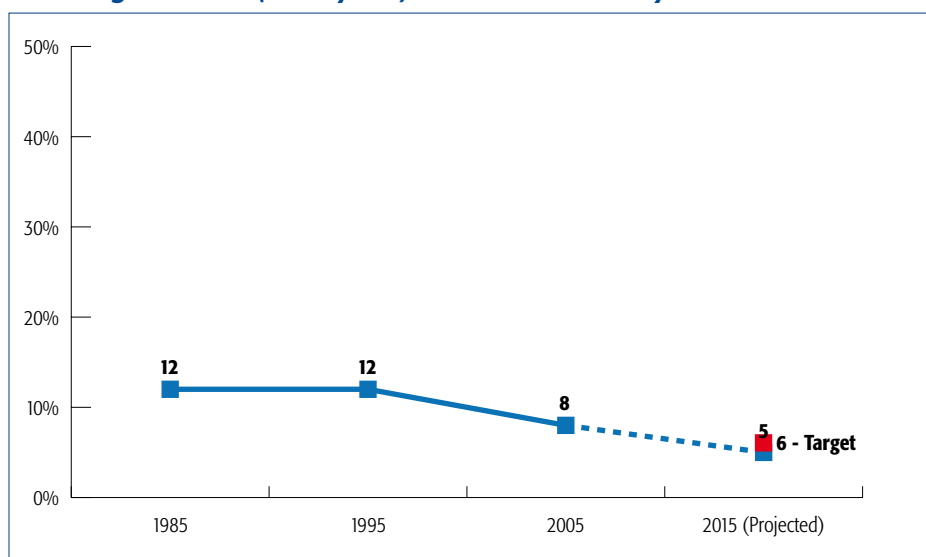
GER > 95%

Around 90% of children of official primary school age are enrolled.

Number of out of school children (2006) = **2,600**

EFA Goal 4 Achieving a 50 per cent improvement in levels of adult literacy by 2015, especially for women, and equitable access to basic and continuing education for all adults.

Percentage of adults (15-64 years) without basic literacy skills

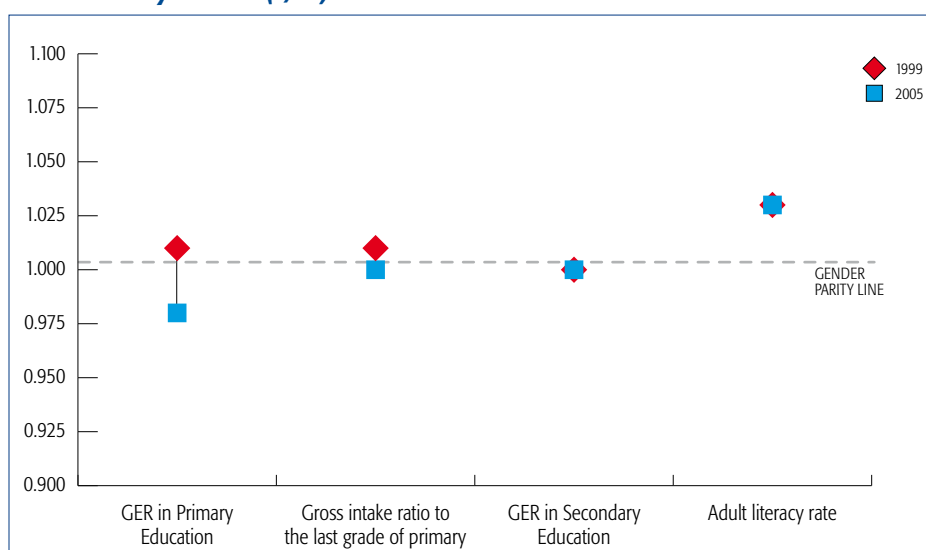


According to current projections, the projected percentage of adults without basic literacy skills by 2015 is one percentage point **lower** than the estimated EFA target rate.

EFA Goal 5 Eliminating gender disparities in primary and secondary education by 2005, and achieving gender equality in education by 2015, with a focus on ensuring girls' full and equal access to and achievement in basic education of good quality.

MDG Goal 3 Promote gender equality and empower women - **Target 1** Eliminate gender disparity in primary and secondary education, preferably by 2005, and in all levels of education no later than 2015.

Gender Parity Indices (F/M) for Selected Indicators



Gender **parity** has been achieved in accessing primary education.

Gender **parity** has been achieved in Gross Intake Ratio to the last grade of primary education.

Gender **parity** has been achieved in accessing primary education.

Gender **parity** has been achieved for those adults recorded as being literate.

EFA Goal 6 Improving all aspects of the quality of education and ensuring excellence of all so that recognised and measurable learning outcomes are achieved by all, especially in literacy, numeracy and essential life skills.

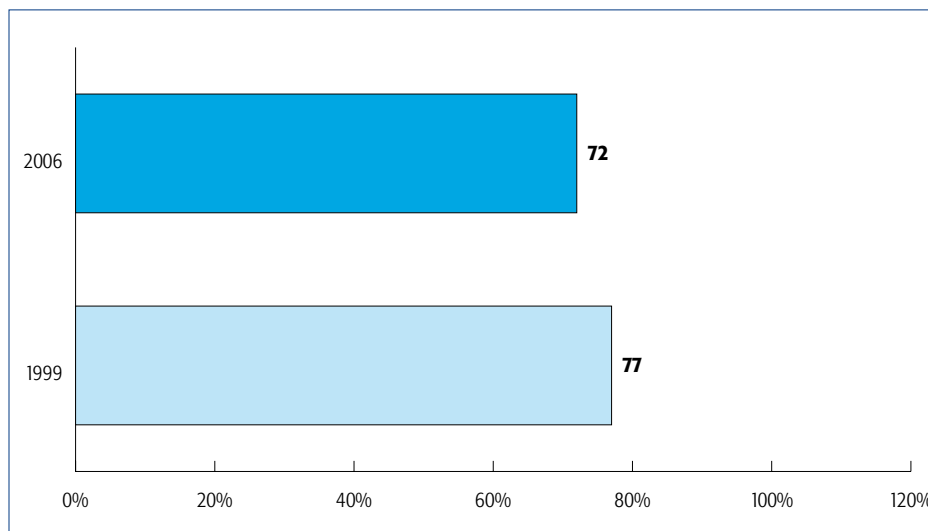
Proxy Indicators of the Quality of Formal Schooling	1999	2005
Percentage of young people (15-24 years) with basic literacy skills	96.0	98.3
School Life Expectancy (expected number of years of formal schooling from primary to tertiary education)	-	14.8
Pupil/Teacher Ratio in Primary Education	19.6	11.5
Trained Primary- School teachers as % of total	-	-
Public current expenditure on primary education as % of GNP	-	1.1

UNITED KINGDOM

Total Population: 60.51 million (2006) of which 17.7% are under 15 years old (2005)

EFA Goal 1 Expanding and improving comprehensive early childhood care and education, especially for the most vulnerable and disadvantaged children.

GER in Pre Primary Education (%)



Age group (2006):
3-4 years old

Percentage of private provision (2006) = **29%**

School life expectancy in Pre-primary (2006) = **1.4 years**

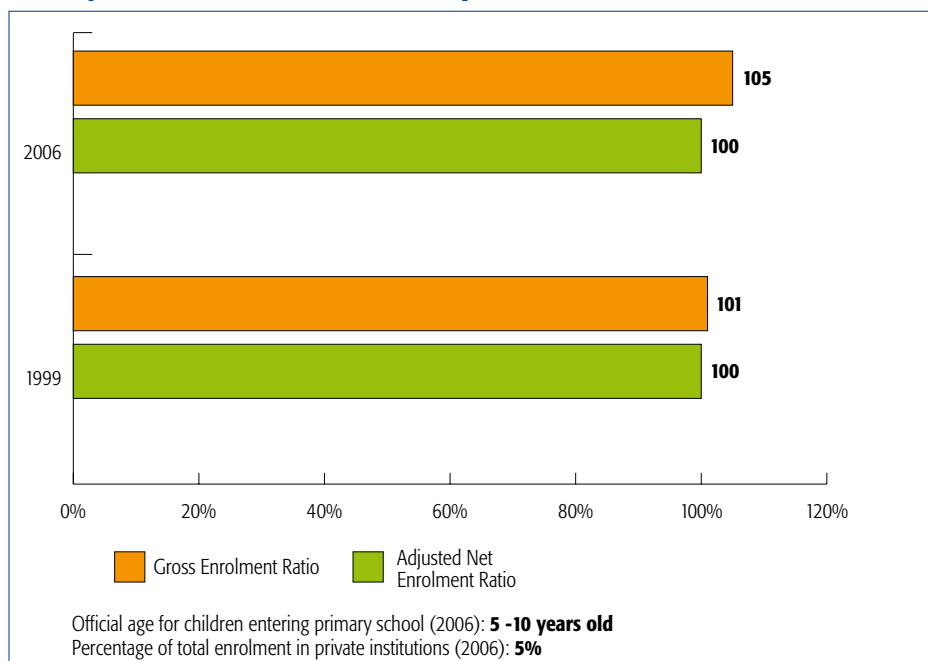
% of children under 5 years of age who are underweight (moderate or severe) = **No Data**

N.B Apparent fall in enrolment reflects programme reclassification

EFA Goal 2 Ensuring that by 2015 all children, particularly girls, children in difficult circumstances and those belonging to ethnic minorities, have access to, and complete, free and compulsory primary education of good quality.

MDG Goal 2 Achieve UPE - **Target 3** Ensure that, by 2015, children everywhere, boys and girls alike, will be able to complete a full course of primary schooling.

Primary Education – Access and Participation



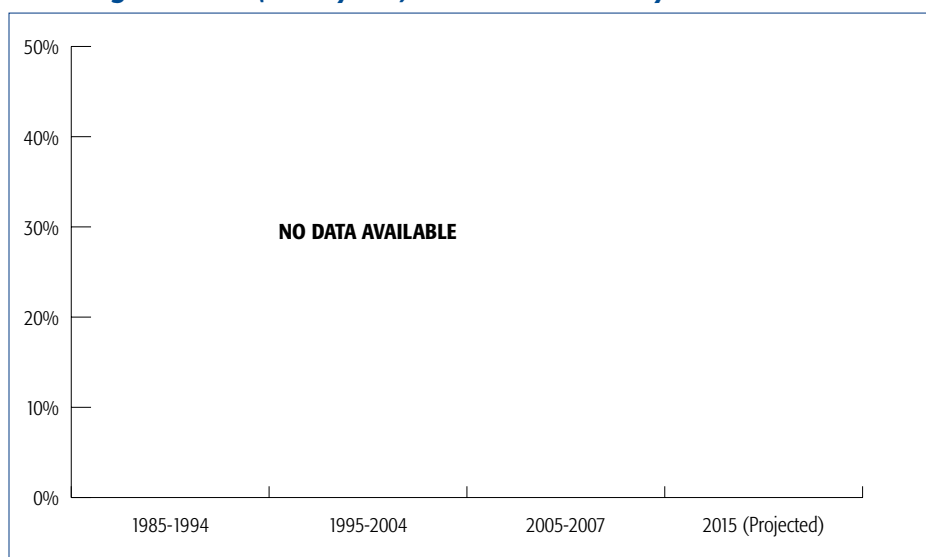
GER > 95%

All children of official primary school age are enrolled.

Number of out of school children (2006) = **16,000**

EFA Goal 4 Achieving a 50 per cent improvement in levels of adult literacy by 2015, especially for women, and equitable access to basic and continuing education for all adults.

Percentage of adults (15-64 years) without basic literacy skills

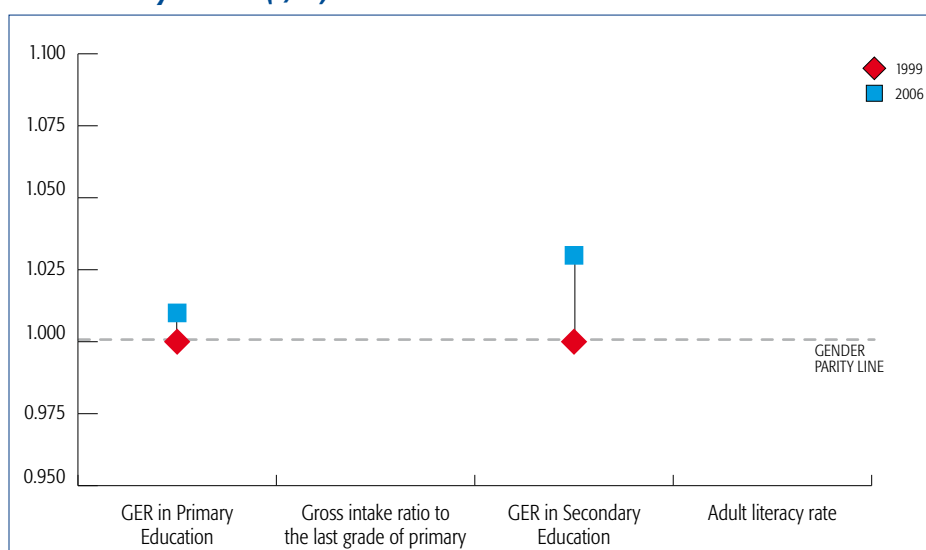


No data available to evaluate country's prospects to achieve this EFA GOAL

EFA Goal 5 Eliminating gender disparities in primary and secondary education by 2005, and achieving gender equality in education by 2015, with a focus on ensuring girls' full and equal access to and achievement in basic education of good quality.

MDG Goal 3 Promote gender equality and empower women - **Target 1** Eliminate gender disparity in primary and secondary education, preferably by 2005, and in all levels of education no later than 2015.

Gender Parity Indices (F/M) for Selected Indicators



Gender **parity** has been achieved in accessing primary education

Data for Gross Intake Ratio into the last grade of primary education is not collected in this country.

Gender **parity** has been achieved in accessing in accessing secondary education.

No data available for those adults recorded as being literate

EFA Goal 6 Improving all aspects of the quality of education and ensuring excellence of all so that recognised and measurable learning outcomes are achieved by all, especially in literacy, numeracy and essential life skills.

Proxy Indicators of the Quality of Formal Schooling	1999	2006
Percentage of young people (15-24 years) with basic literacy skills	–	–
School Life Expectancy (expected number of years of formal schooling from primary to tertiary education)	15.9	16.1
Pupil/Teacher Ratio in Primary Education	19.1	18.1
Trained Primary- School teachers as % of total	–	–
Public current expenditure on primary education as % of GNP	–	1.3*

* Public current expenditure on primary education as % of GNP corresponds to 2005.

