

CARIBBEAN COUNTRIES

A large, stylized graphic in the background on the right side of the page. It features a sun with long, thin rays emanating from the top right, and a globe below it with a grid of latitude and longitude lines. The entire graphic is rendered in a light blue, outline style.

Antigua and Barbuda

The Bahamas

Barbados

Belize

Dominica

Grenada

Guyana

Jamaica

St Kitts and Nevis

St Lucia

St Vincent and the Grenadines

Trinidad and Tobago

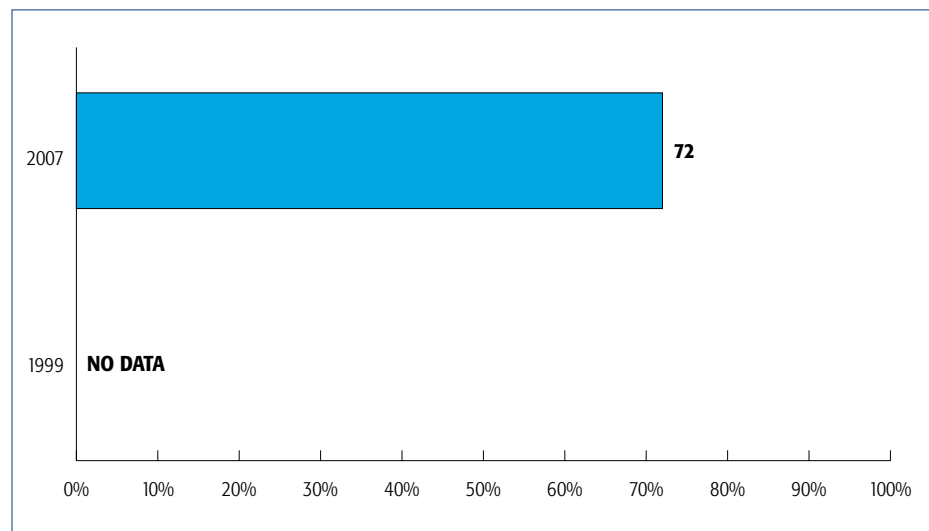
Commonwealth Caribbean Overview

ANTIGUA AND BARBUDA

Total Population: 83,000 (2006) of which 26.9% are under 15 years old (2005)

EFA Goal 1 Expanding and improving comprehensive early childhood care and education, especially for the most vulnerable and disadvantaged children.

GER in Pre Primary Education (%)



Age group (2007):
3-4 years old

Percentage of private provision (2007) = **95%**

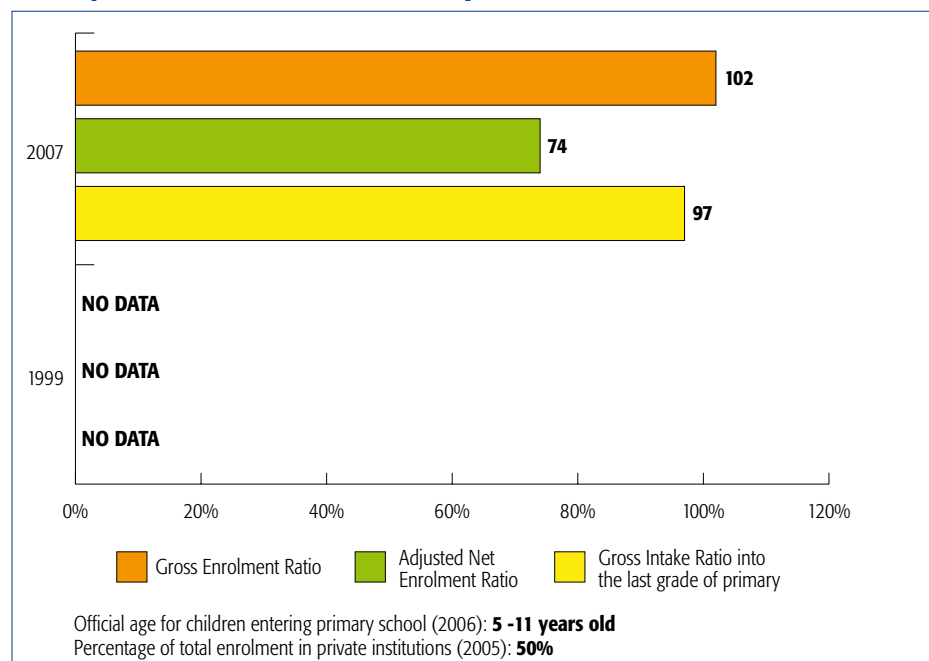
School life expectancy in Pre-primary (2007) = **1.4 years**

% of children under 5 years of age who are underweight (moderate or severe) = **No Data**

EFA Goal 2 Ensuring that by 2015 all children, particularly girls, children in difficult circumstances and those belonging to ethnic minorities, have access to, and complete, free and compulsory primary education of good quality.

MDG Goal 2 Achieve UPE - **Target 3** Ensure that, by 2015, children everywhere, boys and girls alike, will be able to complete a full course of primary schooling.

Primary Education – Access and Participation



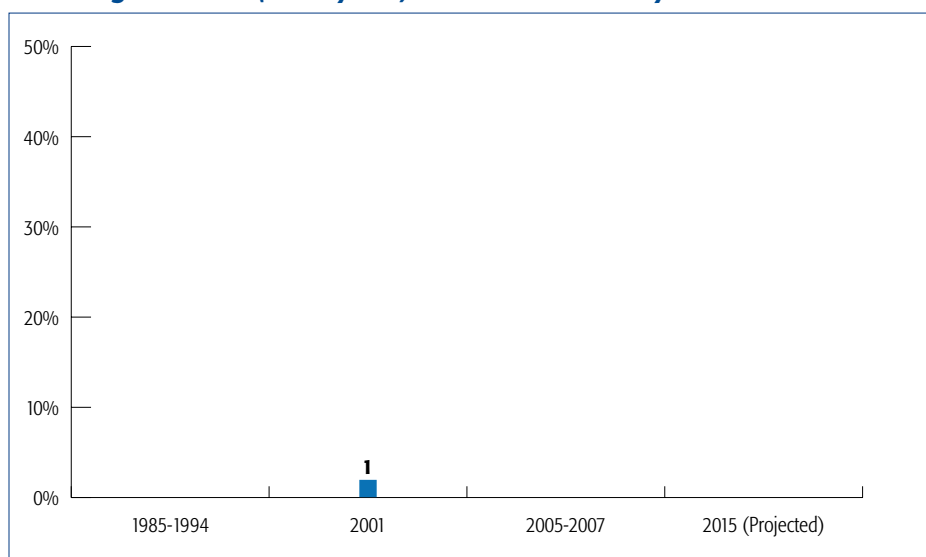
GER > 95%

About **three quarters** of children of official primary school age are enrolled.

Number of out of school children (2007) = **3,000**

EFA Goal 4 Achieving a 50 per cent improvement in levels of adult literacy by 2015, especially for women, and equitable access to basic and continuing education for all adults.

Percentage of adults (15-64 years) without basic literacy skills

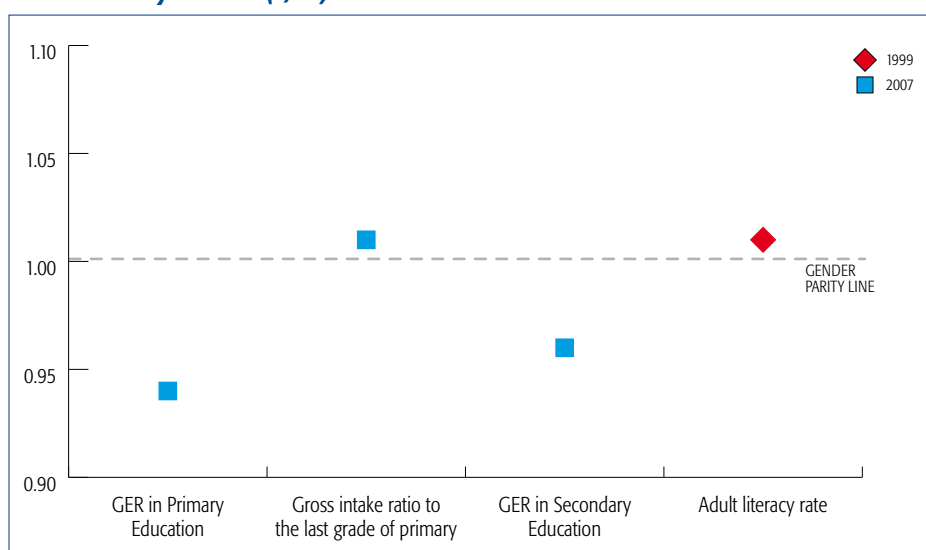


No recent data available to evaluate country's prospects to achieve this EFA GOAL. But due to the low percentage of adults recorded as being illiterate in 2001, it could be stated that this EFA GOAL has been achieved.

EFA Goal 5 Eliminating gender disparities in primary and secondary education by 2005, and achieving gender equality in education by 2015, with a focus on ensuring girls' full and equal access to and achievement in basic education of good quality.

MDG Goal 3 Promote gender equality and empower women - **Target 1** Eliminate gender disparity in primary and secondary education, preferably by 2005, and in all levels of education no later than 2015.

Gender Parity Indices (F/M) for Selected Indicators



Gender **disparity** is to the disadvantage of **girls** in accessing secondary education.

Gender **parity** has been achieved Gross Intake Ratio to the last grade of primary education.

Gender **disparity** is to the disadvantage of **girls** in accessing secondary education.

Gender **parity** had been achieved back in 1999 for those adults recorded as being literate.

EFA Goal 6 Improving all aspects of the quality of education and ensuring excellence of all so that recognised and measurable learning outcomes are achieved by all, especially in literacy, numeracy and essential life skills.

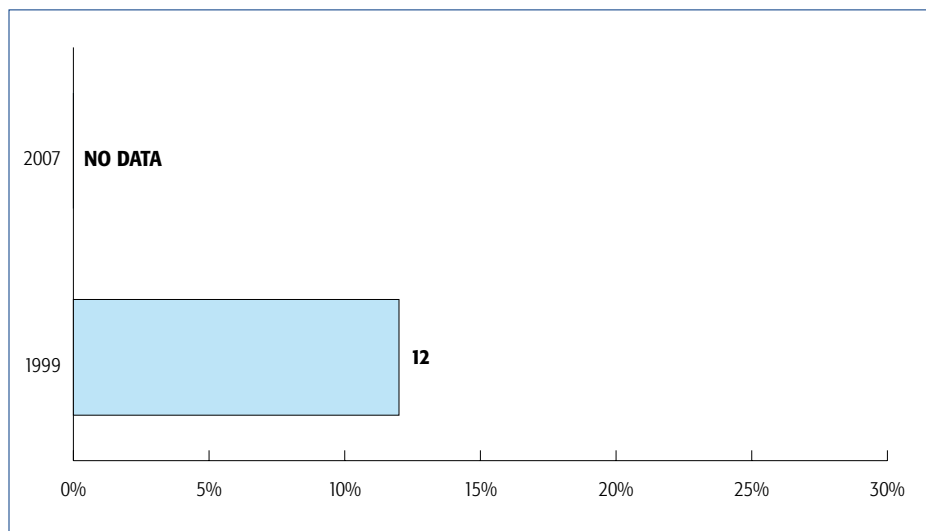
Proxy Indicators of the Quality of Formal Schooling	1999	2007
Percentage of young people (15-24 years) with basic literacy skills	-	-
School Life Expectancy (expected number of years of formal schooling from primary to tertiary education)	-	-
Pupil/Teacher Ratio in Primary Education	-	21.5
Trained Primary- School teachers as % of total	-	67.3
Public current expenditure on primary education as % of GNP	-	0.9

THE BAHAMAS

Total Population: 330,000 (2006) of which 35.2% are under 15 years old (2005)

EFA Goal 1 Expanding and improving comprehensive early childhood care and education, especially for the most vulnerable and disadvantaged children.

GER in Pre Primary Education (%)



Age group (2006):
3-4 years old

Percentage of private provision (2007)
= No Data

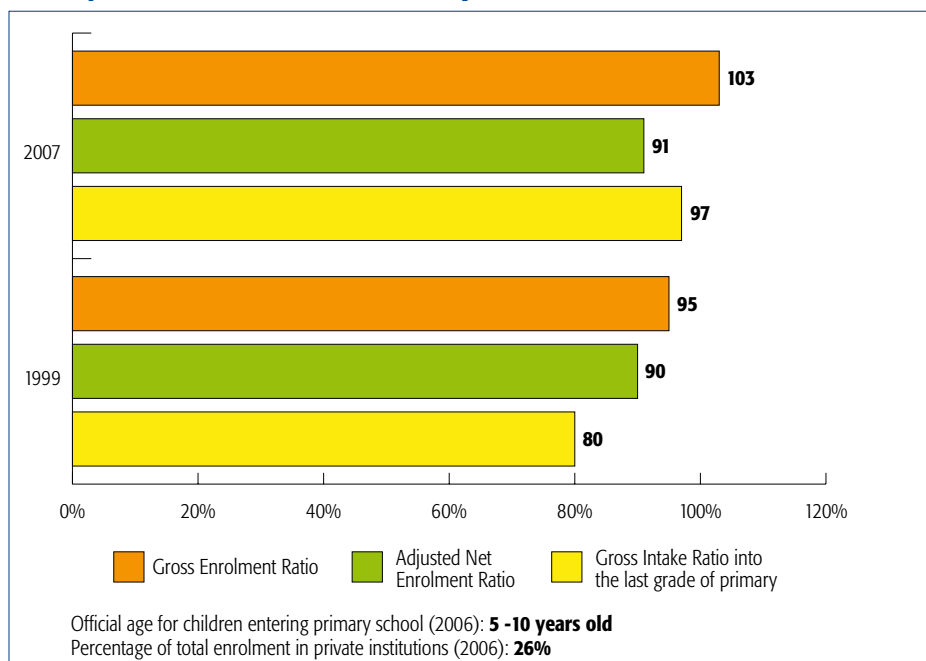
School life expectancy in Pre-primary = **No Data**

% of children under 5 years of age who are underweight (moderate or severe) = **No Data**

EFA Goal 2 Ensuring that by 2015 all children, particularly girls, children in difficult circumstances and those belonging to ethnic minorities, have access to, and complete, free and compulsory primary education of good quality.

MDG Goal 2 Achieve UPE - **Target 3** Ensure that, by 2015, children everywhere, boys and girls alike, will be able to complete a full course of primary schooling.

Primary Education – Access and Participation



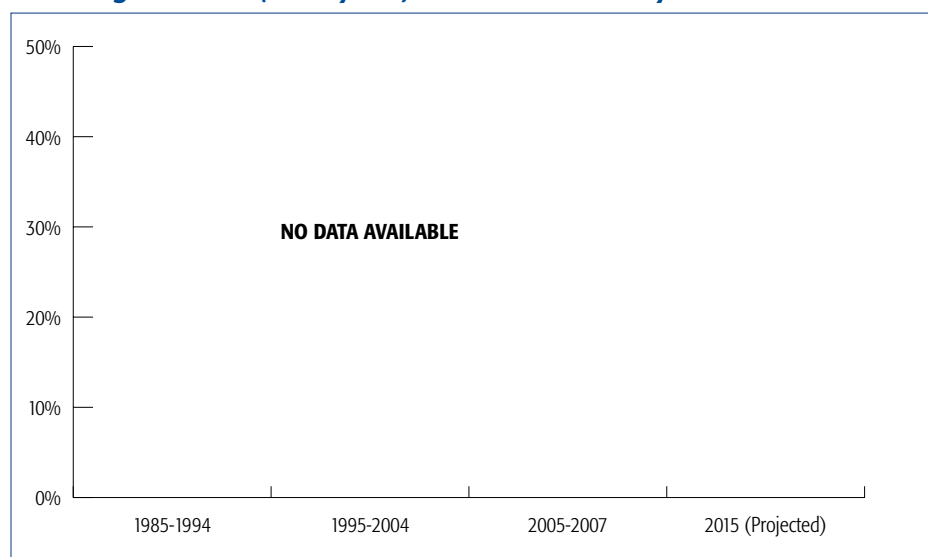
GER > 95%

More than 90% of children of official primary school age are enrolled.

Number of out of school children (2007)
= 3,100

EFA Goal 4 Achieving a 50 per cent improvement in levels of adult literacy by 2015, especially for women, and equitable access to basic and continuing education for all adults.

Percentage of adults (15-64 years) without basic literacy skills

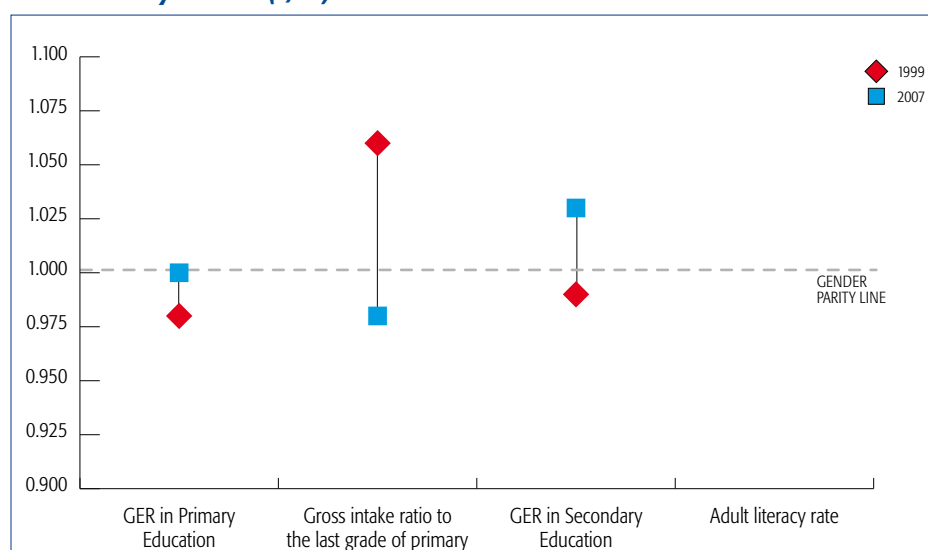


No data available to evaluate country's prospects to achieve this EFA GOAL.

EFA Goal 5 Eliminating gender disparities in primary and secondary education by 2005, and achieving gender equality in education by 2015, with a focus on ensuring girls' full and equal access to and achievement in basic education of good quality.

MDG Goal 3 Promote gender equality and empower women - **Target 1** Eliminate gender disparity in primary and secondary education, preferably by 2005, and in all levels of education no later than 2015.

Gender Parity Indices (F/M) for Selected Indicators



Gender **parity** has been achieved in accessing primary education.

Gender **parity** has been achieved in Gross Intake Ratio to the last grade of primary education.

Gender **parity** has been achieved in accessing secondary education

No data available for those adults recorded as being literate.

EFA Goal 6 Improving all aspects of the quality of education and ensuring excellence of all so that recognised and measurable learning outcomes are achieved by all, especially in literacy, numeracy and essential life skills.

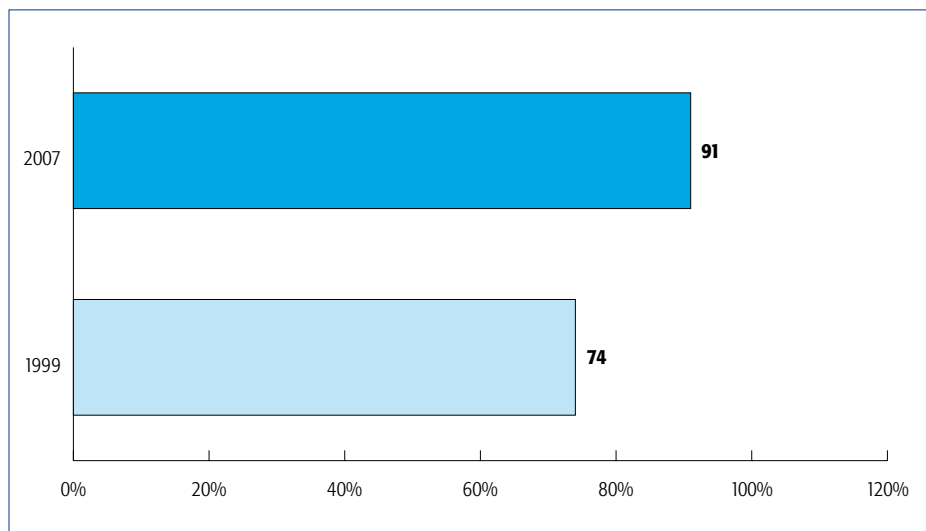
Proxy Indicators of the Quality of Formal Schooling	1999	2007
Percentage of young people (15-24 years) with basic literacy skills	-	-
School Life Expectancy (expected number of years of formal schooling from primary to tertiary education)	-	-
Pupil/Teacher Ratio in Primary Education	14.0	13.8
Trained Primary- School teachers as % of total	58.4	85.1
Public current expenditure on primary education as % of GNP	-	-

BARBADOS

Total Population: 293,000 (2006) of which 19.3% are under 15 years old (2005)

EFA Goal 1 Expanding and improving comprehensive early childhood care and education, especially for the most vulnerable and disadvantaged children.

GER in Pre Primary Education (%)



Age group (2007):
3-4 years old

Percentage of private provision (2007)
= 15%

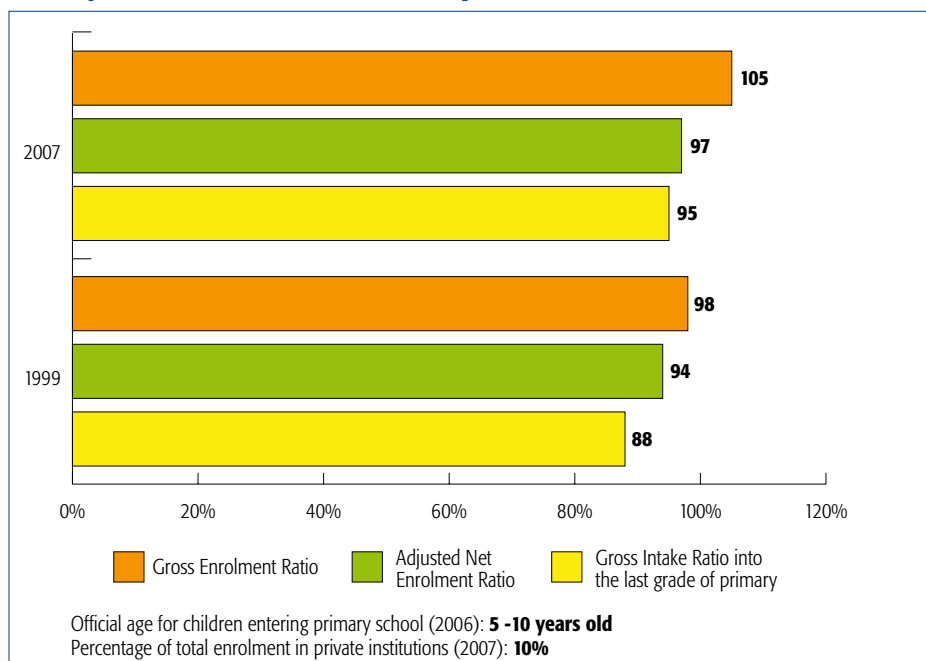
School life expectancy in Pre-primary (2007)
= 1.8 years

% of children under 5 years of age who are underweight (moderate or severe) = **No Data**

EFA Goal 2 Ensuring that by 2015 all children, particularly girls, children in difficult circumstances and those belonging to ethnic minorities, have access to, and complete, free and compulsory primary education of good quality.

MDG Goal 2 Achieve UPE - **Target 3** Ensure that, by 2015, children everywhere, boys and girls alike, will be able to complete a full course of primary schooling.

Primary Education – Access and Participation



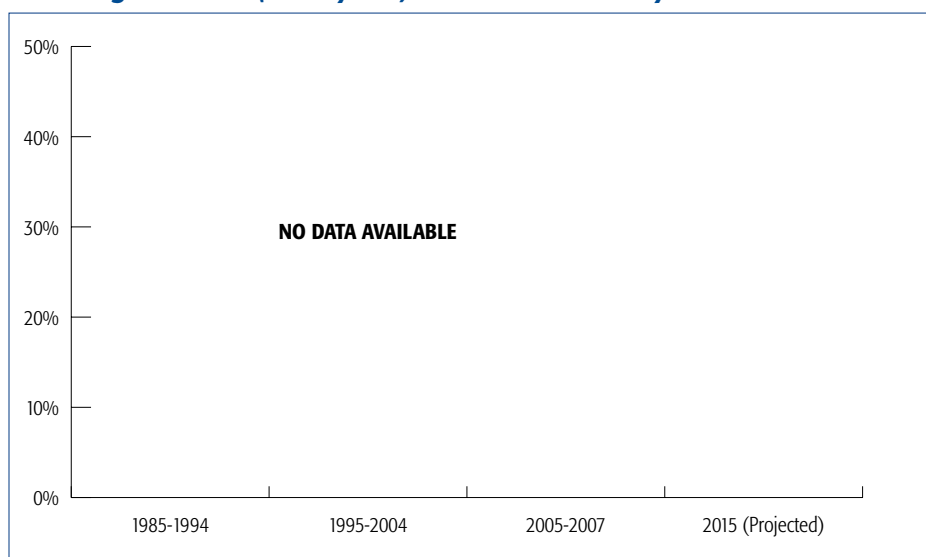
GER > 95%

Almost all of children of official primary school age are enrolled.

Number of out of school children (2007) = **650**

EFA Goal 4 Achieving a 50 per cent improvement in levels of adult literacy by 2015, especially for women, and equitable access to basic and continuing education for all adults.

Percentage of adults (15-64 years) without basic literacy skills

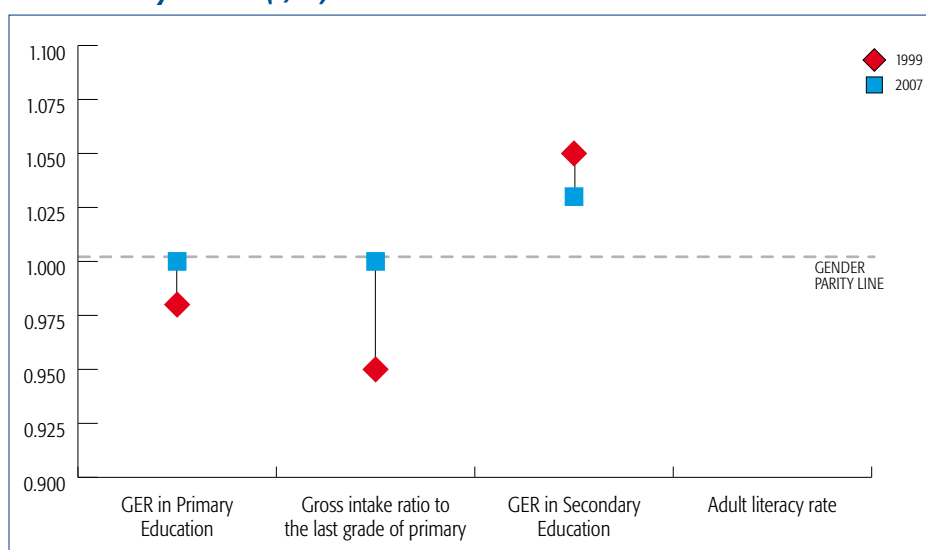


No data available to evaluate country's prospects to achieve this EFA GOAL.

EFA Goal 5 Eliminating gender disparities in primary and secondary education by 2005, and achieving gender equality in education by 2015, with a focus on ensuring girls' full and equal access to and achievement in basic education of good quality.

MDG Goal 3 Promote gender equality and empower women - **Target 1** Eliminate gender disparity in primary and secondary education, preferably by 2005, and in all levels of education no later than 2015.

Gender Parity Indices (F/M) for Selected Indicators



Gender **parity** has been achieved in accessing primary education.

Gender **parity** has been achieved in Gross Intake Ratio to the last grade of primary education.

Gender **parity** has been achieved in accessing secondary education.

No data available for those adults recorded as being literate.

EFA Goal 6 Improving all aspects of the quality of education and ensuring excellence of all so that recognised and measurable learning outcomes are achieved by all, especially in literacy, numeracy and essential life skills.

Proxy Indicators of the Quality of Formal Schooling	1999	2007
Percentage of young people (15-24 years) with basic literacy skills	-	-
School Life Expectancy (expected number of years of formal schooling from primary to tertiary education)	13.3	15.0
Pupil/Teacher Ratio in Primary Education	17.8	14.5
Trained Primary- School teachers as % of total	-	70.4
Public current expenditure on primary education as % of GNP	1.0	2.0*

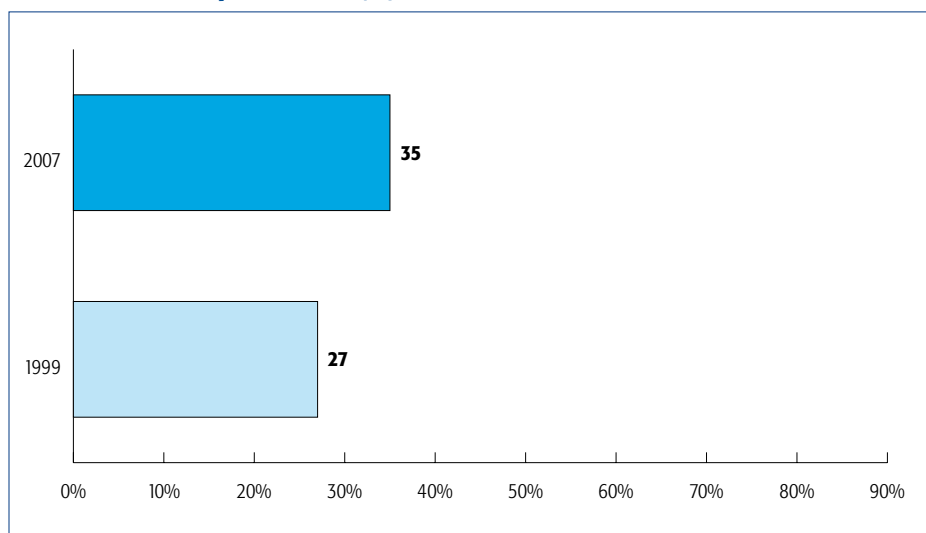
* Public current expenditure on primary education as % of GNP is for 2005.

BELIZE

Total Population: 282,000 (2006) of which 38.4% are under 15 years old (2005)

EFA Goal 1 Expanding and improving comprehensive early childhood care and education, especially for the most vulnerable and disadvantaged children.

GER in Pre Primary Education (%)



Age group (2007):
3-4 years old

Percentage of private provision (2007)
= 76%

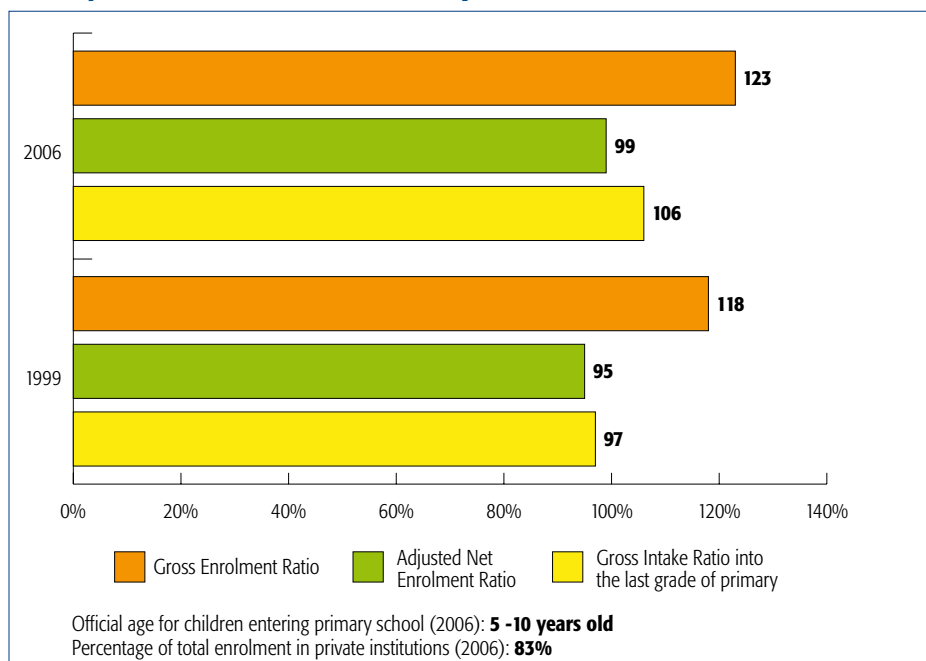
School life expectancy in Pre-primary (2007)
= 0.7 years

% of children under 5 years of age who are underweight (moderate or severe) **= 7%**

EFA Goal 2 Ensuring that by 2015 all children, particularly girls, children in difficult circumstances and those belonging to ethnic minorities, have access to, and complete, free and compulsory primary education of good quality.

MDG Goal 2 Achieve UPE - **Target 3** Ensure that, by 2015, children everywhere, boys and girls alike, will be able to complete a full course of primary schooling.

Primary Education – Access and Participation



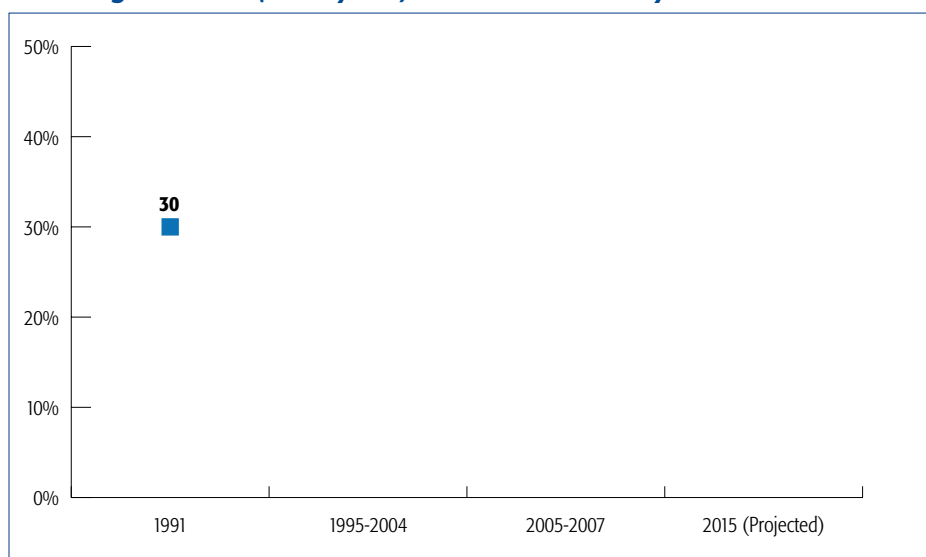
GER > 95%

Almost all of children of official primary school age are enrolled.

Number of out of school children (2006) = **370**

EFA Goal 4 Achieving a 50 per cent improvement in levels of adult literacy by 2015, especially for women, and equitable access to basic and continuing education for all adults.

Percentage of adults (15-64 years) without basic literacy skills

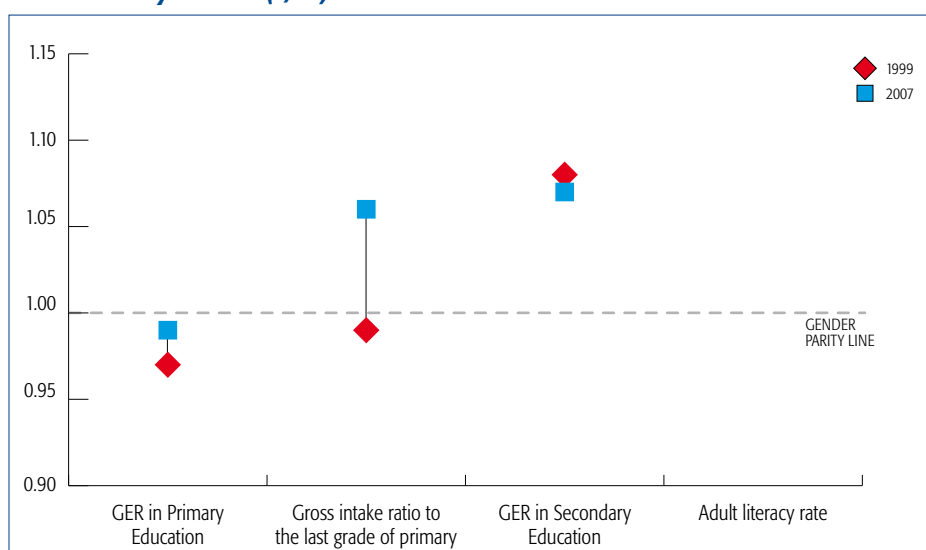


No data available to evaluate country's prospects to achieve this EFA GOAL.

EFA Goal 5 Eliminating gender disparities in primary and secondary education by 2005, and achieving gender equality in education by 2015, with a focus on ensuring girls' full and equal access to and achievement in basic education of good quality.

MDG Goal 3 Promote gender equality and empower women - **Target 1** Eliminate gender disparity in primary and secondary education, preferably by 2005, and in all levels of education no later than 2015.

Gender Parity Indices (F/M) for Selected Indicators



Gender **parity** has been achieved in accessing primary education

Gender **disparity** is to the disadvantage of **boys** in Gross Intake Ratio to the last grade of primary education.

Gender **disparity** is to the disadvantage of **boys** in accessing secondary education.

No data available for those adults recorded as being literate..

EFA Goal 6 Improving all aspects of the quality of education and ensuring excellence of all so that recognised and measurable learning outcomes are achieved by all, especially in literacy, numeracy and essential life skills.

Proxy Indicators of the Quality of Formal Schooling	1999	2007
Percentage of young people (15-24 years) with basic literacy skills	-	76.5*
School Life Expectancy (expected number of years of formal schooling from primary to tertiary education)	-	-
Pupil/Teacher Ratio in Primary Education	23.5	22.9
Trained Primary- School teachers as % of total	-	42.5
Public current expenditure on primary education as % of GNP	-	-

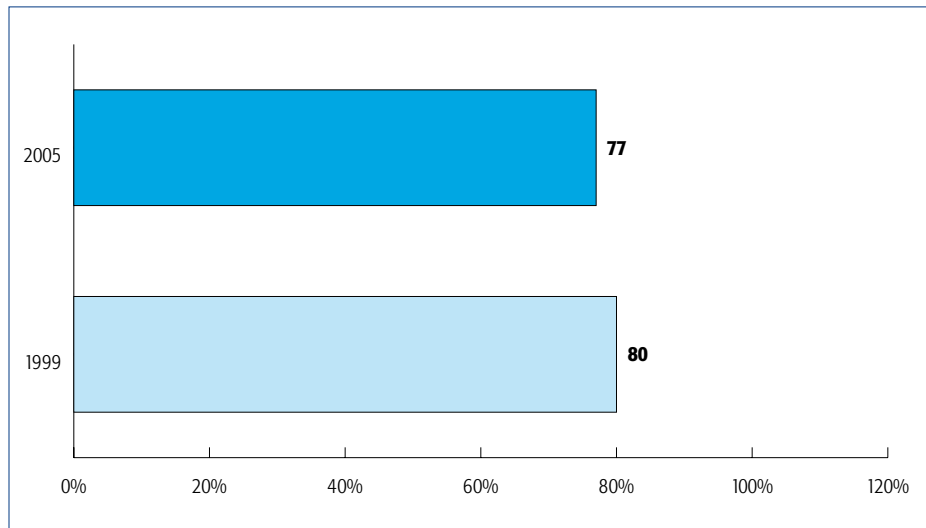
* Corresponds to 2000-2006, Source: UNICEF

DOMINICA

Total Population: 68,000 (2006) of which 24.7% are under 15 years old (2005)

EFA Goal 1 Expanding and improving comprehensive early childhood care and education, especially for the most vulnerable and disadvantaged children.

GER in Pre Primary Education (%)



Age group (2007):
3-4 years old

Percentage of private provision (2007) = **100%**

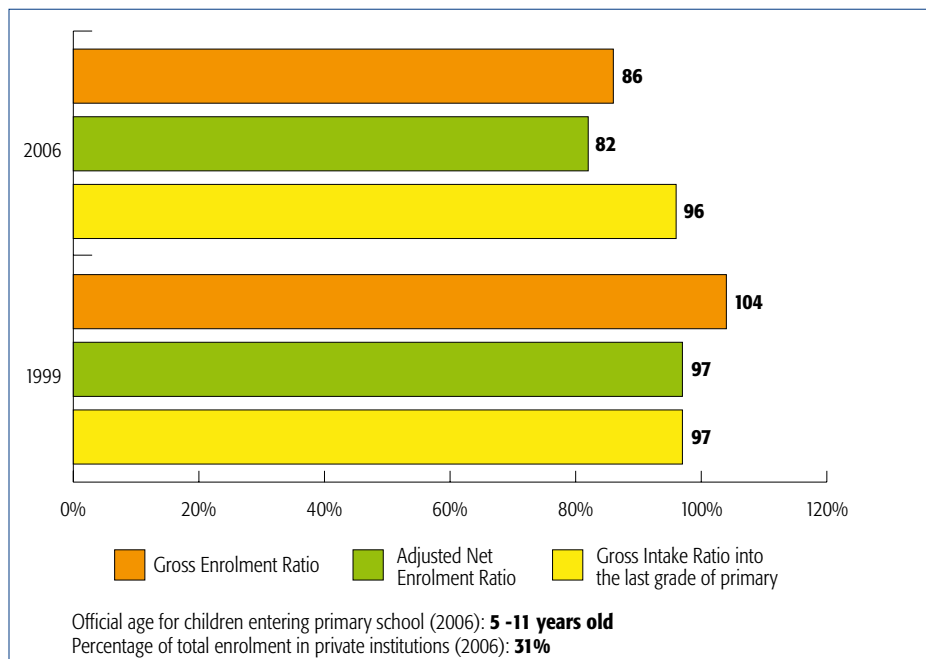
School life expectancy in Pre-primary (2006) = **0.8 years**

% of children under 5 years of age who are underweight (moderate or severe) = **No Data**

EFA Goal 2 Ensuring that by 2015 all children, particularly girls, children in difficult circumstances and those belonging to ethnic minorities, have access to, and complete, free and compulsory primary education of good quality.

MDG Goal 2 Achieve UPE - **Target 3** Ensure that, by 2015, children everywhere, boys and girls alike, will be able to complete a full course of primary schooling.

Primary Education – Access and Participation



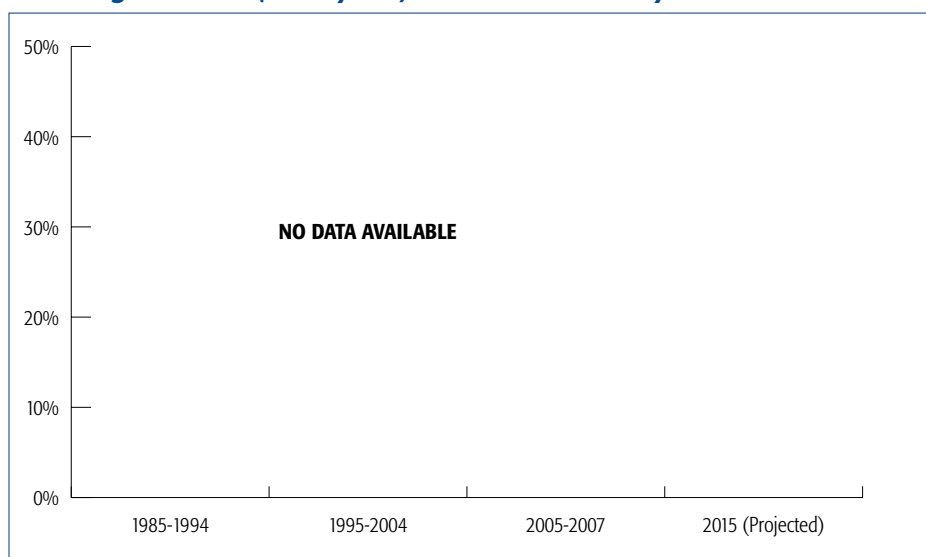
GER > 95%

Around 80% of children of official primary school age are enrolled.

Number of out of school children (2006) = **1,800**

EFA Goal 4 Achieving a 50 per cent improvement in levels of adult literacy by 2015, especially for women, and equitable access to basic and continuing education for all adults.

Percentage of adults (15-64 years) without basic literacy skills

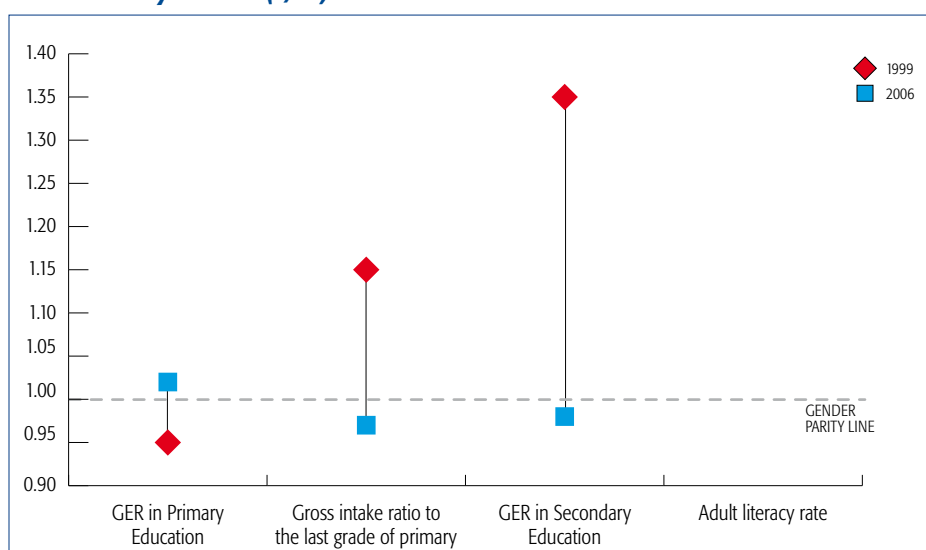


No data available to evaluate country's prospects to achieve this EFA GOAL.

EFA Goal 5 Eliminating gender disparities in primary and secondary education by 2005, and achieving gender equality in education by 2015, with a focus on ensuring girls' full and equal access to and achievement in basic education of good quality.

MDG Goal 3 Promote gender equality and empower women - **Target 1** Eliminate gender disparity in primary and secondary education, preferably by 2005, and in all levels of education no later than 2015.

Gender Parity Indices (F/M) for Selected Indicators



Gender **parity** has been achieved in accessing primary education.

Gender **parity** has been achieved in Gross Intake Ratio to the last grade of primary education.

Gender **parity** has been achieved in accessing secondary education.

No data available for those adults recorded as being literate.

EFA Goal 6 Improving all aspects of the quality of education and ensuring excellence of all so that recognised and measurable learning outcomes are achieved by all, especially in literacy, numeracy and essential life skills.

Proxy Indicators of the Quality of Formal Schooling	1999	2007
Percentage of young people (15-24 years) with basic literacy skills	-	-
School Life Expectancy (expected number of years of formal schooling from primary to tertiary education)	12.3	13.0*
Pupil/Teacher Ratio in Primary Education	19.8	17.3
Trained Primary- School teachers as % of total	64.0	61.1
Public current expenditure on primary education as % of GNP	-	1.8

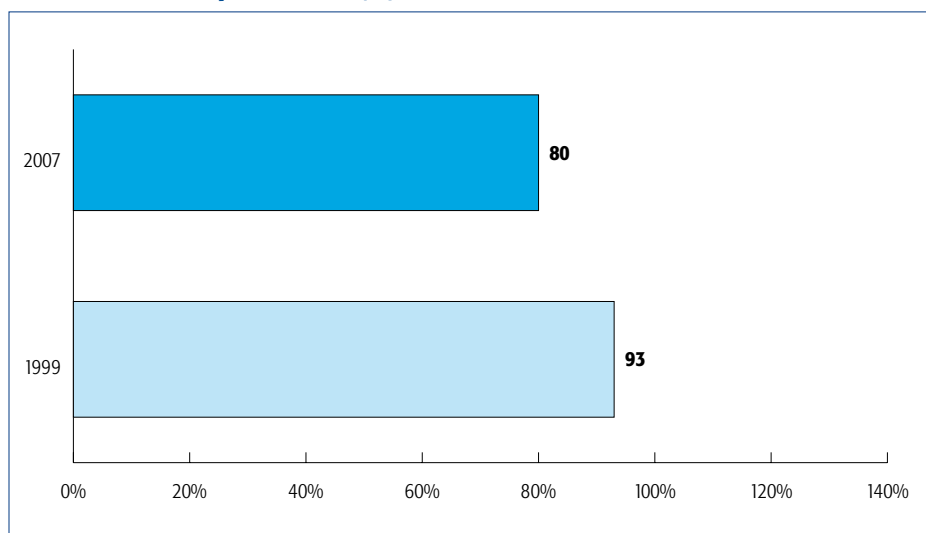
* School Life Expectancy (expected number of years of formal schooling from primary to tertiary education) corresponds to 2005

GRENADA

Total Population: 106,000 (2006) of which 32.4% are under 15 years old (2005)

EFA Goal 1 Expanding and improving comprehensive early childhood care and education, especially for the most vulnerable and disadvantaged children.

GER in Pre Primary Education (%)



Age group (2007):
3-4 years old

Percentage of private provision (2007) = **56%**

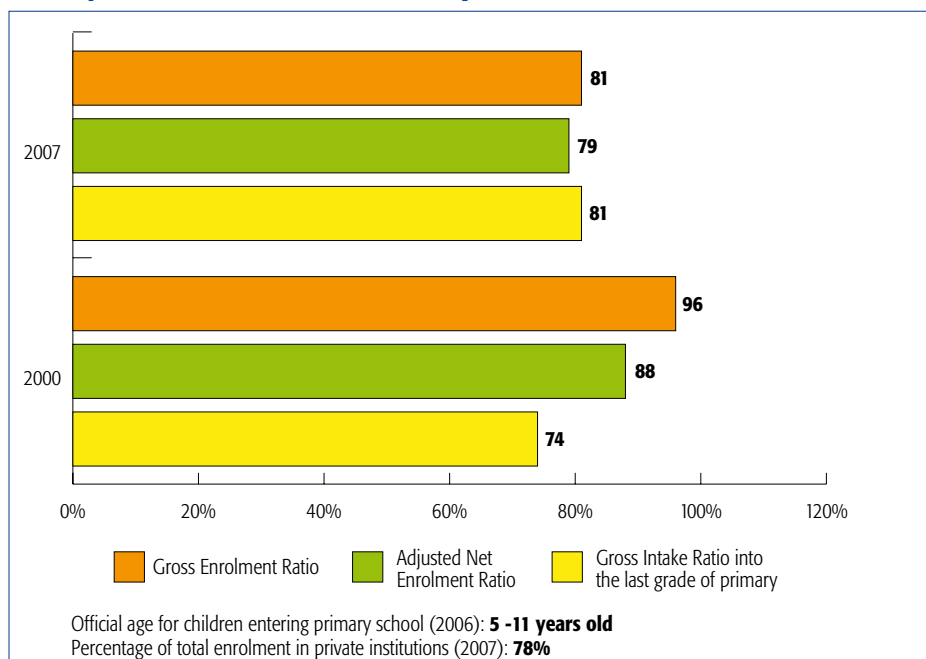
School life expectancy in Pre-primary (2007) = **1.6 years**

% of children under 5 years of age who are underweight (moderate or severe) = **No Data**

EFA Goal 2 Ensuring that by 2015 all children, particularly girls, children in difficult circumstances and those belonging to ethnic minorities, have access to, and complete, free and compulsory primary education of good quality.

MDG Goal 2 Achieve UPE - **Target 3** Ensure that, by 2015, children everywhere, boys and girls alike, will be able to complete a full course of primary schooling.

Primary Education – Access and Participation



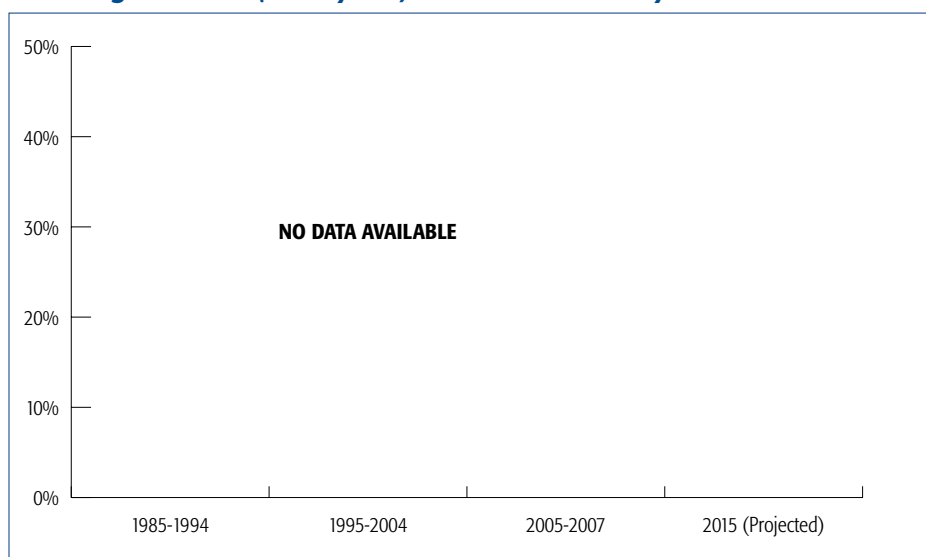
GER > 95%

Almost **80%** of children of official primary school age are enrolled.

Number of out of school children (2007) = **3,600**

EFA Goal 4 Achieving a 50 per cent improvement in levels of adult literacy by 2015, especially for women, and equitable access to basic and continuing education for all adults.

Percentage of adults (15-64 years) without basic literacy skills

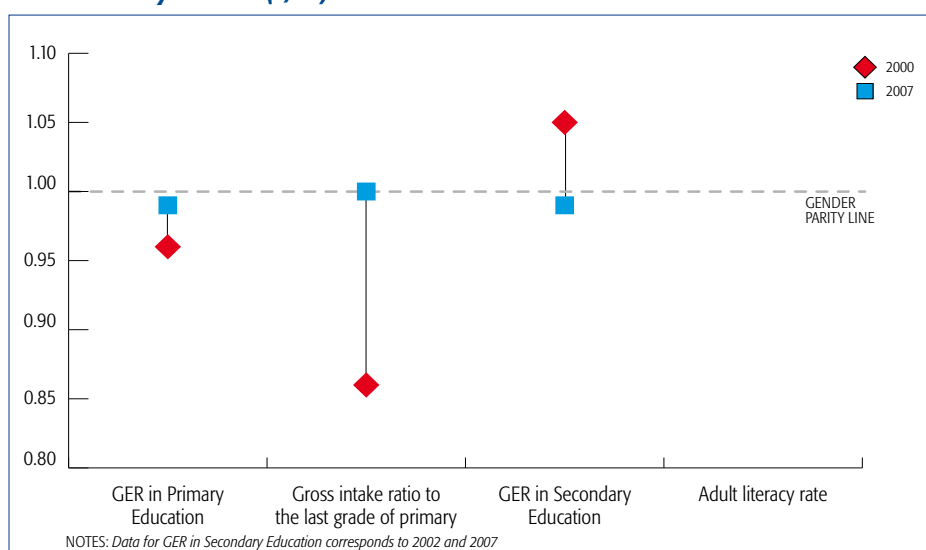


No data available to evaluate country's prospects to achieve this EFA GOAL.

EFA Goal 5 Eliminating gender disparities in primary and secondary education by 2005, and achieving gender equality in education by 2015, with a focus on ensuring girls' full and equal access to and achievement in basic education of good quality.

MDG Goal 3 Promote gender equality and empower women - **Target 1** Eliminate gender disparity in primary and secondary education, preferably by 2005, and in all levels of education no later than 2015.

Gender Parity Indices (F/M) for Selected Indicators



Gender **parity** has been achieved in accessing primary education

Gender **parity** has been achieved in Gross Intake Ratio to the last grade of primary education.

Gender **parity** has been achieved in accessing secondary education.

No data available for those adults recorded as being literate

EFA Goal 6 Improving all aspects of the quality of education and ensuring excellence of all so that recognised and measurable learning outcomes are achieved by all, especially in literacy, numeracy and essential life skills.

Proxy Indicators of the Quality of Formal Schooling	1999	2007
Percentage of young people (15-24 years) with basic literacy skills	-	-
School Life Expectancy (expected number of years of formal schooling from primary to tertiary education)	-	12.1*
Pupil/Teacher Ratio in Primary Education	-	15.8
Trained Primary- School teachers as % of total	-	69.5
Public current expenditure on primary education as % of GNP	-	-

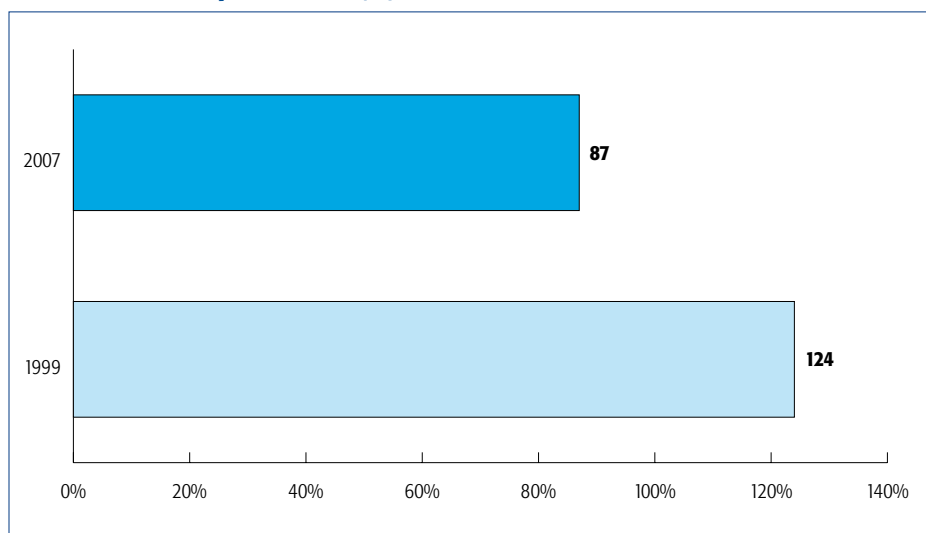
*School Life Expectancy (expected number of years of formal schooling from primary to tertiary education) corresponds to 2005

GUYANA

Total Population: 739,000 (2006) of which 25.9% are under 15 years old (2005)

EFA Goal 1 Expanding and improving comprehensive early childhood care and education, especially for the most vulnerable and disadvantaged children.

GER in Pre Primary Education (%)



Age group (2007):
4-5 years old

Percentage of private provision (2007) = **2%**

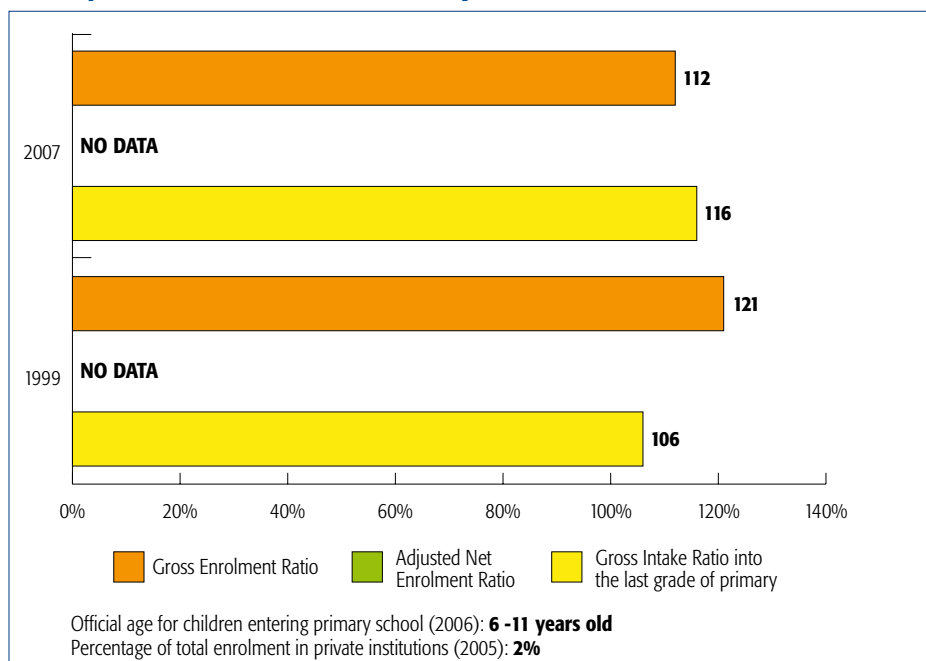
School life expectancy in Pre-primary (2007) = **1.7 years**

% of children under 5 years of age who are underweight (moderate or severe) = **14%**

EFA Goal 2 Ensuring that by 2015 all children, particularly girls, children in difficult circumstances and those belonging to ethnic minorities, have access to, and complete, free and compulsory primary education of good quality.

MDG Goal 2 Achieve UPE - **Target 3** Ensure that, by 2015, children everywhere, boys and girls alike, will be able to complete a full course of primary schooling.

Primary Education – Access and Participation



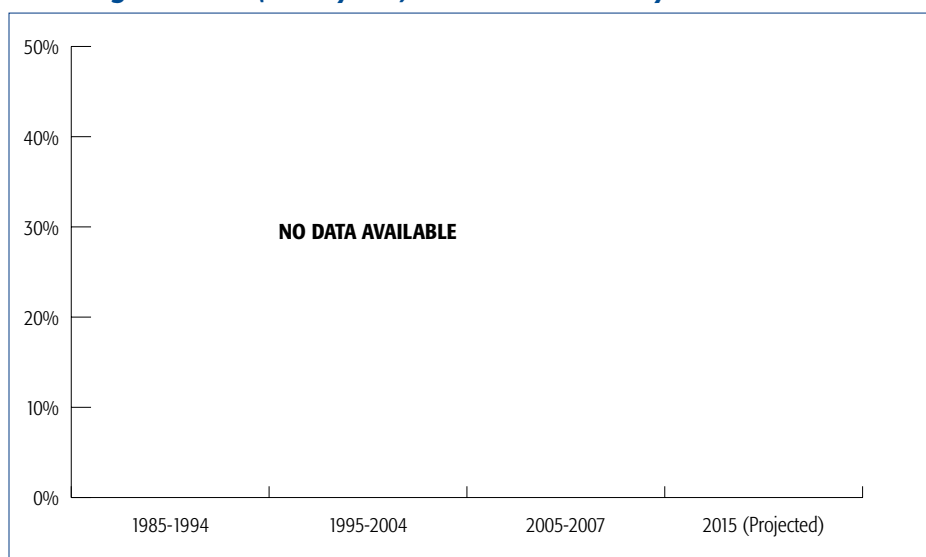
GER > 95%

Adjusted NER:
No data available

Number of out of school children
= No data available

EFA Goal 4 Achieving a 50 per cent improvement in levels of adult literacy by 2015, especially for women, and equitable access to basic and continuing education for all adults.

Percentage of adults (15-64 years) without basic literacy skills

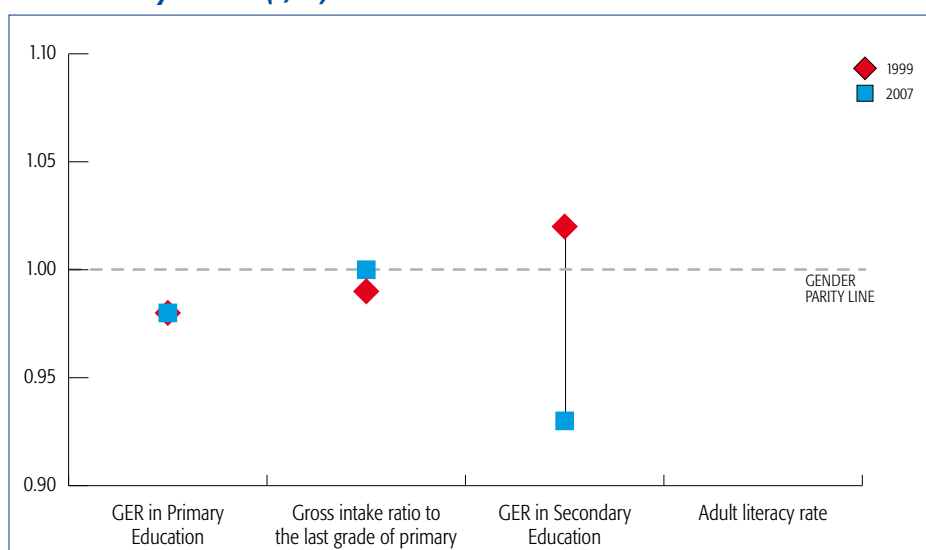


No data available to evaluate country's prospects to achieve this EFA GOAL.

EFA Goal 5 Eliminating gender disparities in primary and secondary education by 2005, and achieving gender equality in education by 2015, with a focus on ensuring girls' full and equal access to and achievement in basic education of good quality.

MDG Goal 3 Promote gender equality and empower women - **Target 1** Eliminate gender disparity in primary and secondary education, preferably by 2005, and in all levels of education no later than 2015.

Gender Parity Indices (F/M) for Selected Indicators



Gender **parity** has been achieved in accessing primary education

Gender **parity** has been achieved in Gross Intake Ratio to the last grade of primary education.

Gender **disparity** is to the disadvantage of **girls** in accessing secondary education.

No data available for those adults recorded as being literate.

EFA Goal 6 Improving all aspects of the quality of education and ensuring excellence of all so that recognised and measurable learning outcomes are achieved by all, especially in literacy, numeracy and essential life skills.

Proxy Indicators of the Quality of Formal Schooling	1999	2007
Percentage of young people (15-24 years) with basic literacy skills	–	–
School Life Expectancy (expected number of years of formal schooling from primary to tertiary education)	–	12.7
Pupil/Teacher Ratio in Primary Education	26.7	26.2
Trained Primary- School teachers as % of total	51.7	57.3
Public current expenditure on primary education as % of GNP	–	2.1*

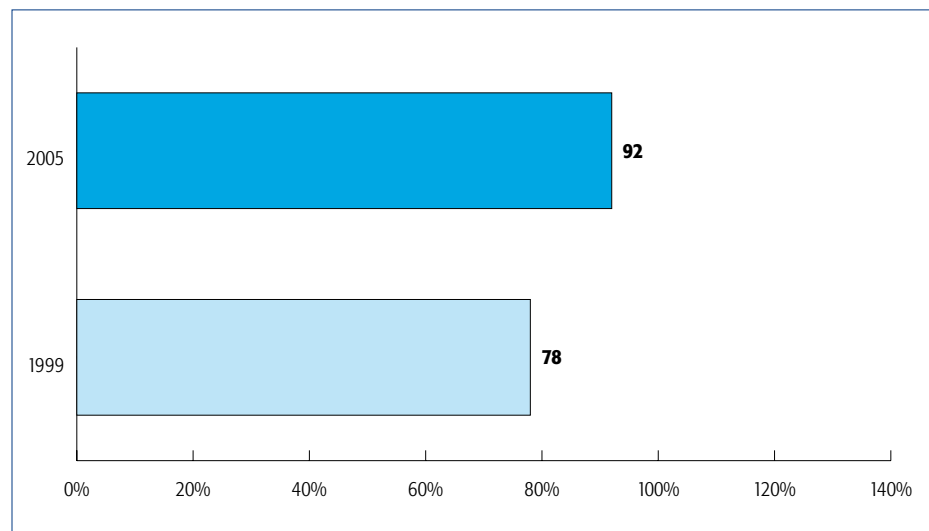
* Public current expenditure on primary education as % of GNP is for 2006.

JAMAICA

Total Population: 2.7 millions (2006) of which 32.0% are under 15 years old (2005)

EFA Goal 1 Expanding and improving comprehensive early childhood care and education, especially for the most vulnerable and disadvantaged children.

GER in Pre Primary Education (%)



Age group (2007):
3-5 years old

Percentage of private provision (2005) = **91%**

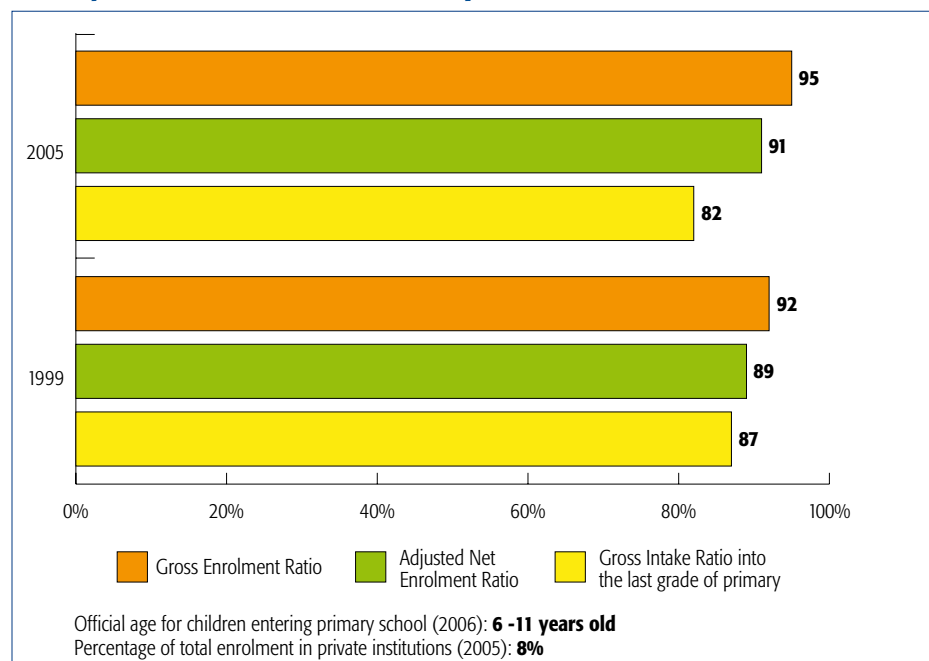
School life expectancy in Pre-primary (2005) = **2.8 years**

% of children under 5 years of age who are underweight (moderate or severe) = **4%**

EFA Goal 2 Ensuring that by 2015 all children, particularly girls, children in difficult circumstances and those belonging to ethnic minorities, have access to, and complete, free and compulsory primary education of good quality.

MDG Goal 2 Achieve UPE - **Target 3** Ensure that, by 2015, children everywhere, boys and girls alike, will be able to complete a full course of primary schooling.

Primary Education – Access and Participation



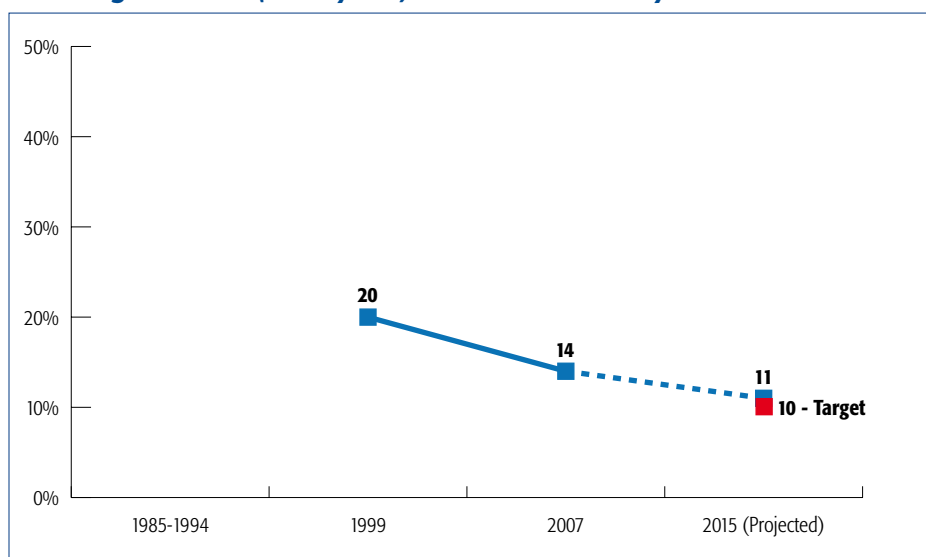
GER > 95%

Almost **90%** of children of official primary school age are enrolled.

Number of out of school children (2005) = **31,000**

EFA Goal 4 Achieving a 50 per cent improvement in levels of adult literacy by 2015, especially for women, and equitable access to basic and continuing education for all adults.

Percentage of adults (15-64 years) without basic literacy skills

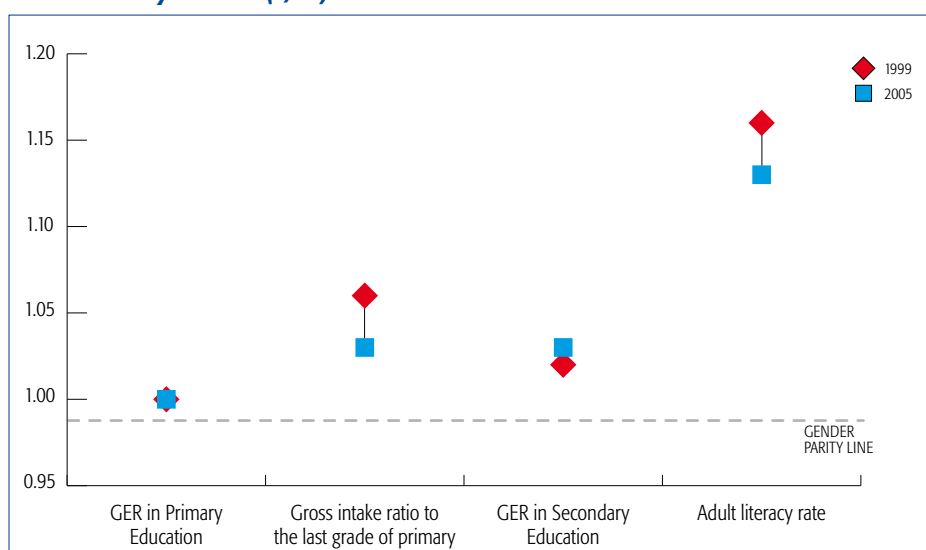


According to current projections, the projected percentage of adults without basic literacy skills by 2015 is one percentage points **higher** than the estimated EFA target rate.

EFA Goal 5 Eliminating gender disparities in primary and secondary education by 2005, and achieving gender equality in education by 2015, with a focus on ensuring girls' full and equal access to and achievement in basic education of good quality.

MDG Goal 3 Promote gender equality and empower women - **Target 1** Eliminate gender disparity in primary and secondary education, preferably by 2005, and in all levels of education no later than 2015.

Gender Parity Indices (F/M) for Selected Indicators



Gender **parity** has been achieved in accessing primary education

Gender **parity** has been achieved in Gross Intake Ratio to the last grade of primary education.

Gender **parity** has been achieved in accessing secondary education.

Gender **disparities** for those adults recorded as being literate are to the disadvantage of men.

EFA Goal 6 Improving all aspects of the quality of education and ensuring excellence of all so that recognised and measurable learning outcomes are achieved by all, especially in literacy, numeracy and essential life skills.

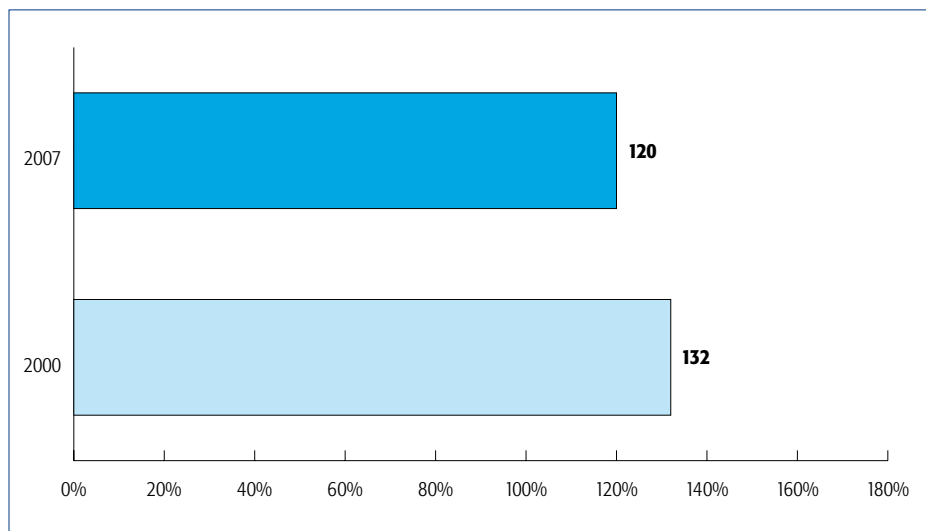
Proxy Indicators of the Quality of Formal Schooling	1999	2005
Percentage of young people (15-24 years) with basic literacy skills	-	-
School Life Expectancy (expected number of years of formal schooling from primary to tertiary education)	-	-
Pupil/Teacher Ratio in Primary Education	-	27.7
Trained Primary- School teachers as % of total	-	-
Public current expenditure on primary education as % of GNP	-	1.8

SAINT KITTS AND NEVIS

Total Population: 50,000 (2006) of which 29.4% are under 15 years old (2005)

EFA Goal 1 Expanding and improving comprehensive early childhood care and education, especially for the most vulnerable and disadvantaged children.

GER in Pre Primary Education (%)



Age group (2007):
3-4 years old

Percentage of private provision (2007) = **74%**

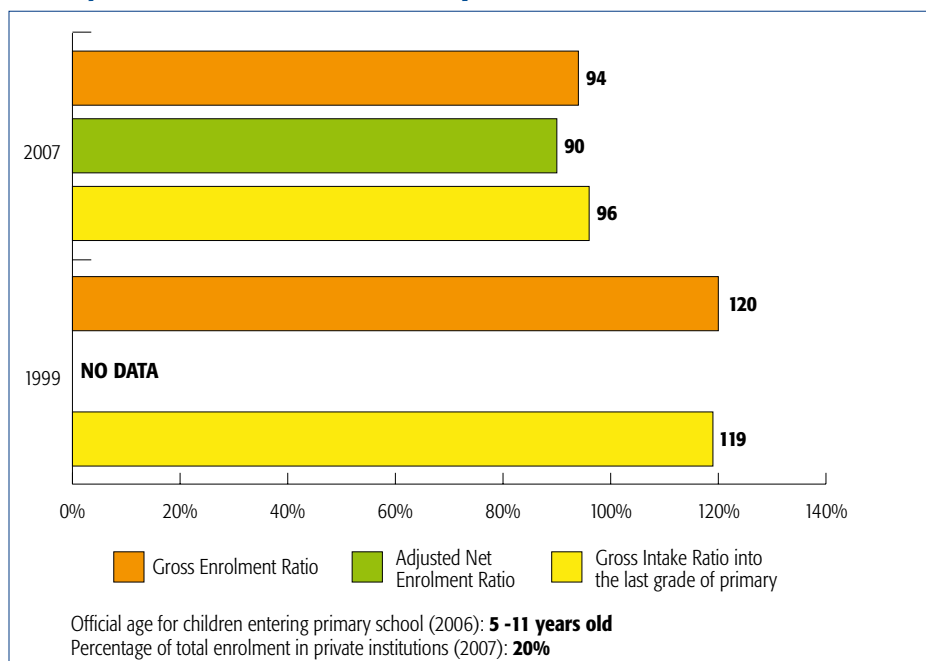
School life expectancy in Pre-primary (2005) = **2.4 years**

% of children under 5 years of age who are underweight (moderate or severe) = **No Data**

EFA Goal 2 Ensuring that by 2015 all children, particularly girls, children in difficult circumstances and those belonging to ethnic minorities, have access to, and complete, free and compulsory primary education of good quality.

MDG Goal 2 Achieve UPE - **Target 3** Ensure that, by 2015, children everywhere, boys and girls alike, will be able to complete a full course of primary schooling.

Primary Education – Access and Participation



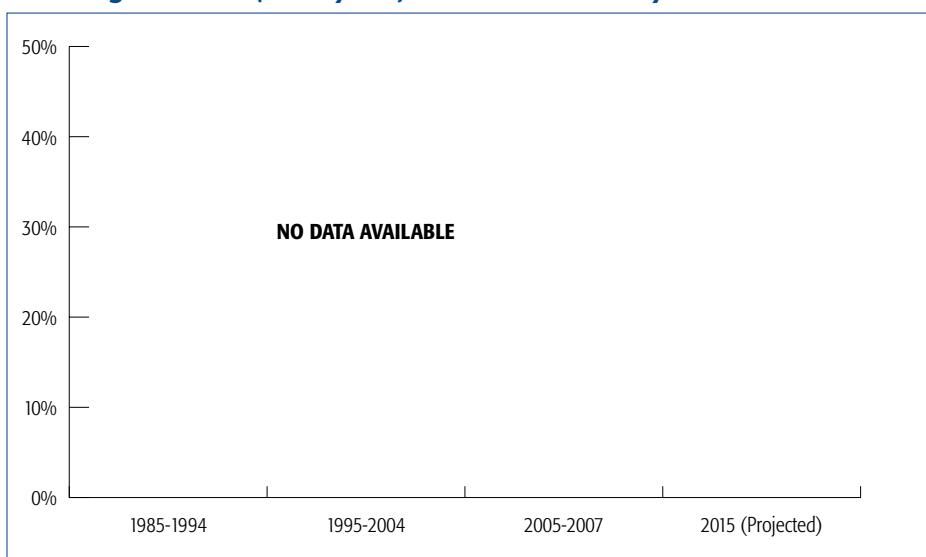
GER > 95%

Around **90%** of children of official primary school age are enrolled.

Number of out of school children (2006) = **633**

EFA Goal 4 Achieving a 50 per cent improvement in levels of adult literacy by 2015, especially for women, and equitable access to basic and continuing education for all adults.

Percentage of adults (15-64 years) without basic literacy skills

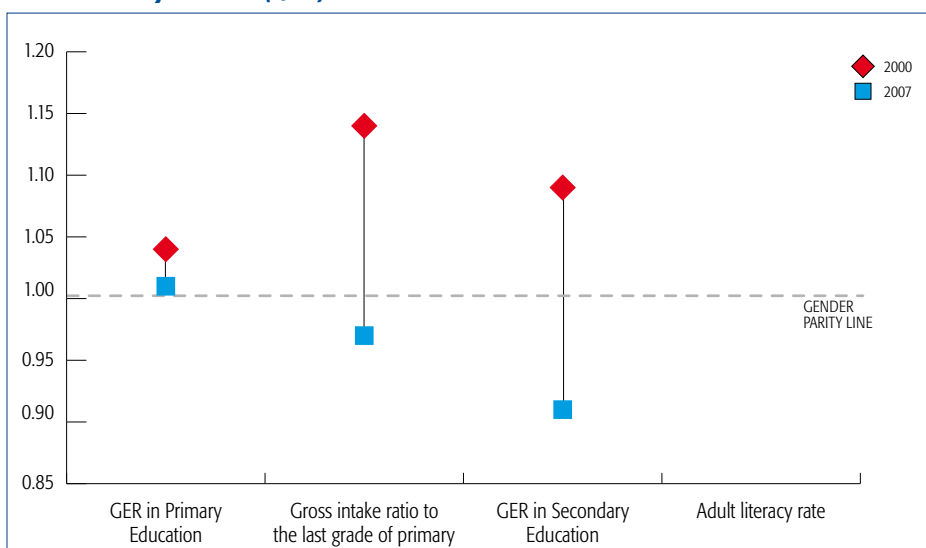


No data available to evaluate country's prospects to achieve this EFA GOAL.

EFA Goal 5 Eliminating gender disparities in primary and secondary education by 2005, and achieving gender equality in education by 2015, with a focus on ensuring girls' full and equal access to and achievement in basic education of good quality.

MDG Goal 3 Promote gender equality and empower women - **Target 1** Eliminate gender disparity in primary and secondary education, preferably by 2005, and in all levels of education no later than 2015.

Gender Parity Indices (F/M) for Selected Indicators



Gender **parity** has been achieved in accessing primary education

Gender **parity** has been achieved in Gross Intake Ratio to the last grade of primary education.

Gender **disparity** is to the disadvantage of **girls** in accessing secondary education.

No data available for those adults recorded as being literate.

EFA Goal 6 Improving all aspects of the quality of education and ensuring excellence of all so that recognised and measurable learning outcomes are achieved by all, especially in literacy, numeracy and essential life skills.

Proxy Indicators of the Quality of Formal Schooling	1999	2007
Percentage of young people (15-24 years) with basic literacy skills	-	-
School Life Expectancy (expected number of years of formal schooling from primary to tertiary education)	-	12.3*
Pupil/Teacher Ratio in Primary Education	-	16.6
Trained Primary- School teachers as % of total	-	61.8
Public current expenditure on primary education as % of GNP	-	-

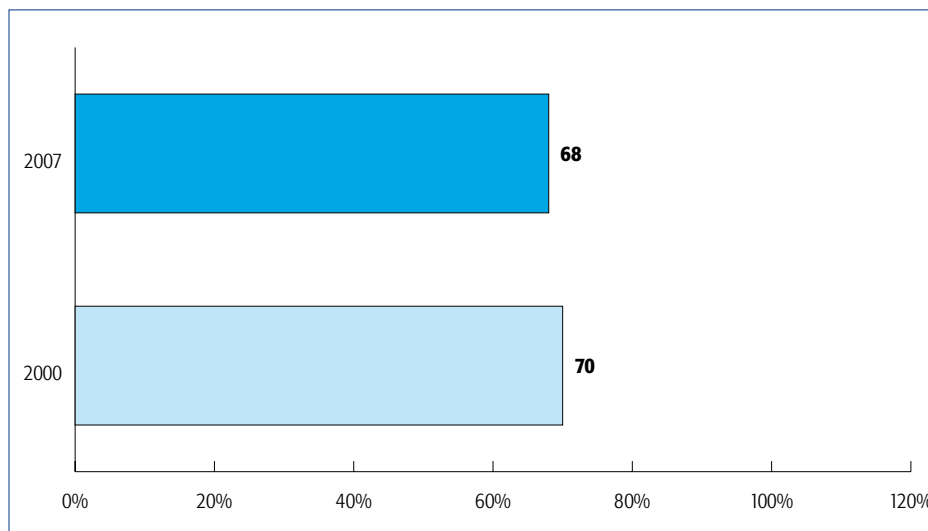
* School Life Expectancy (expected number of years of formal schooling from primary to tertiary education) corresponds to 2005

SAINT LUCIA

Total Population: 163,000 (2006) of which 28.8% are under 15 years old (2005)

EFA Goal 1 Expanding and improving comprehensive early childhood care and education, especially for the most vulnerable and disadvantaged children.

GER in Pre Primary Education (%)



Age group (2007):
3-4 years old

Percentage of private provision (2007) = **100%**

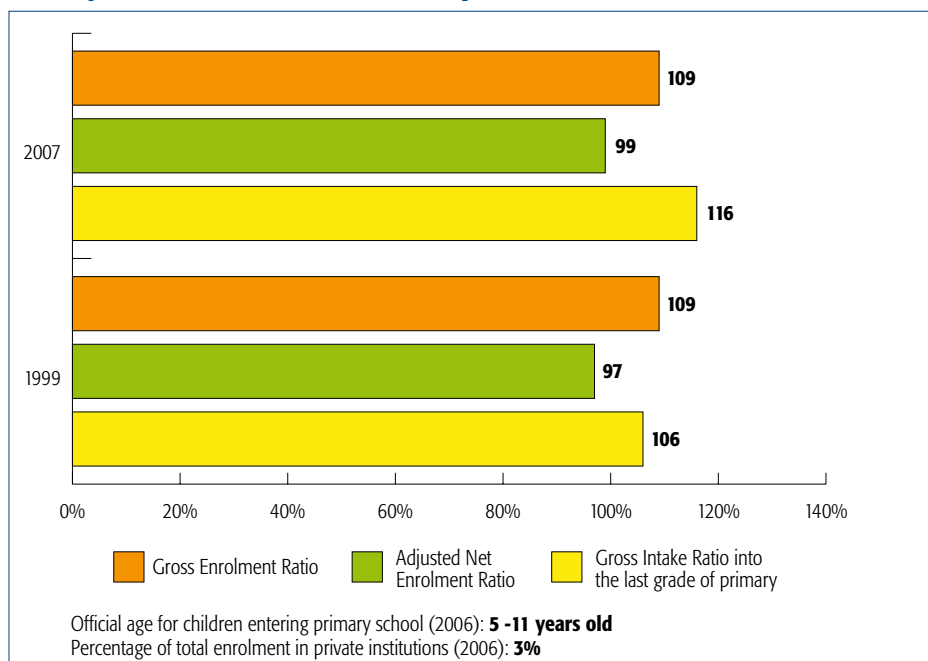
School life expectancy in Pre-primary (20007) = **2.4 years**

% of children under 5 years of age who are underweight (moderate or severe) = **No Data**

EFA Goal 2 Ensuring that by 2015 all children, particularly girls, children in difficult circumstances and those belonging to ethnic minorities, have access to, and complete, free and compulsory primary education of good quality.

MDG Goal 2 Achieve UPE - **Target 3** Ensure that, by 2015, children everywhere, boys and girls alike, will be able to complete a full course of primary schooling.

Primary Education – Access and Participation



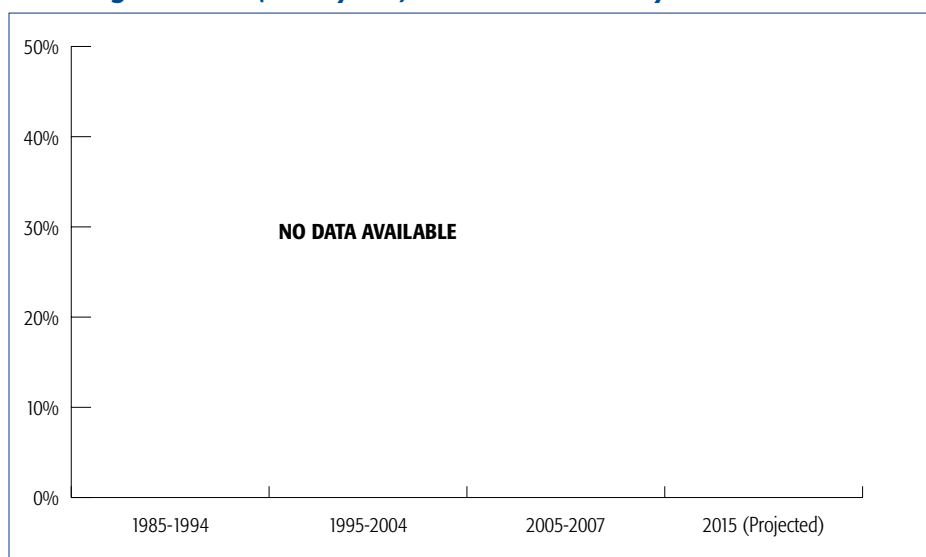
GER > 95%

Almost all of children of official primary school age are enrolled.

Number of out of school children (2007) = **240**

EFA Goal 4 Achieving a 50 per cent improvement in levels of adult literacy by 2015, especially for women, and equitable access to basic and continuing education for all adults.

Percentage of adults (15-64 years) without basic literacy skills

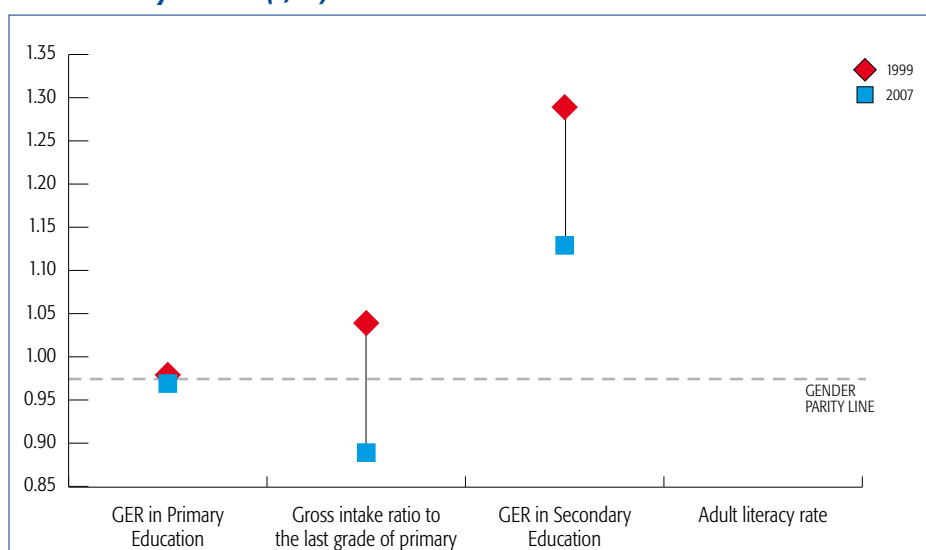


No data available to evaluate country's prospects to achieve this EFA GOAL.

EFA Goal 5 Eliminating gender disparities in primary and secondary education by 2005, and achieving gender equality in education by 2015, with a focus on ensuring girls' full and equal access to and achievement in basic education of good quality.

MDG Goal 3 Promote gender equality and empower women - **Target 1** Eliminate gender disparity in primary and secondary education, preferably by 2005, and in all levels of education no later than 2015.

Gender Parity Indices (F/M) for Selected Indicators



Gender **parity** has been achieved in accessing primary education

Gender **disparity** is to the disadvantage of **girls** in in Gross Intake Ratio to the last grade of primary education.

Gender **disparity** is to the disadvantage of **boys** in accessing secondary education.

No data available for those adults recorded as being literate.

EFA Goal 6 Improving all aspects of the quality of education and ensuring excellence of all so that recognised and measurable learning outcomes are achieved by all, especially in literacy, numeracy and essential life skills.

Proxy Indicators of the Quality of Formal Schooling	1999	2005
Percentage of young people (15-24 years) with basic literacy skills	–	–
School Life Expectancy (expected number of years of formal schooling from primary to tertiary education)	–	13.4
Pupil/Teacher Ratio in Primary Education	21.7	22.7
Trained Primary- School teachers as % of total	–	82.1
Public current expenditure on primary education as % of GNP	3.6	2.0*

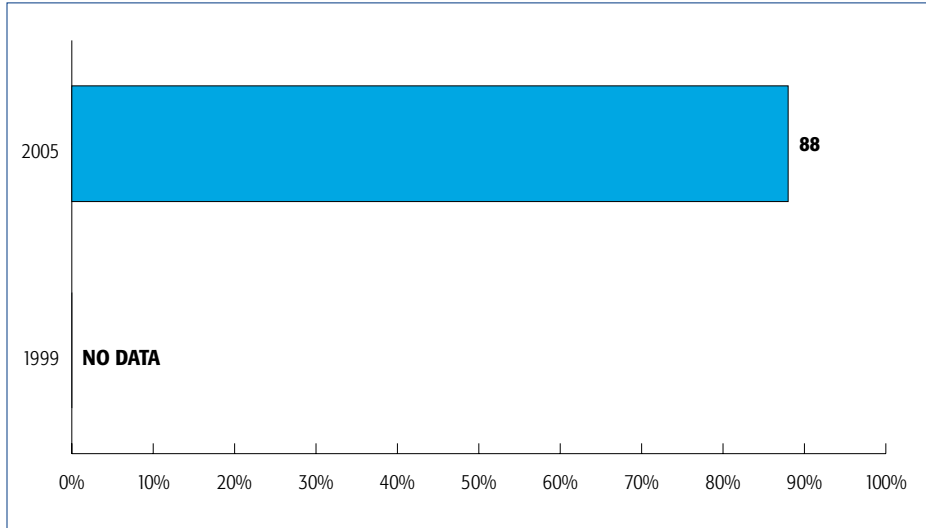
* Public current expenditure on primary education as % of GNP is for 2006.

ST VINCENT & THE GRENADINES

Total Population: 120,000 (2006) of which 29.2% are under 15 years old (2005)

EFA Goal 1 Expanding and improving comprehensive early childhood care and education, especially for the most vulnerable and disadvantaged children.

GER in Pre Primary Education (%)



Age group (2006):
3-4 years old

Percentage of private provision (2005) = **100%**

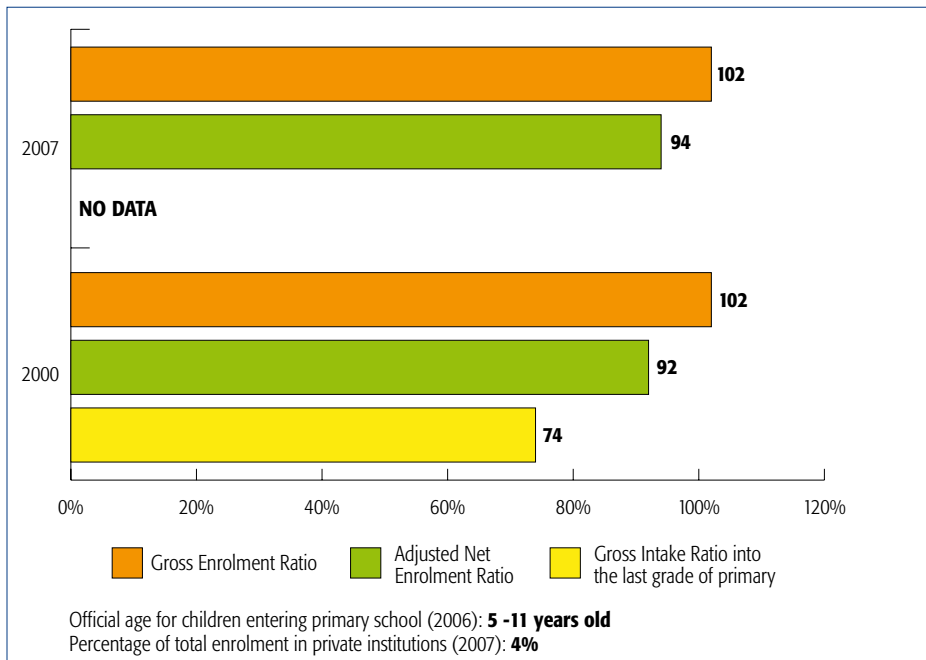
School life expectancy in Pre-primary (2005) = **1.8 years**

% of children under 5 years of age who are underweight (moderate or severe) = **No Data**

EFA Goal 2 Ensuring that by 2015 all children, particularly girls, children in difficult circumstances and those belonging to ethnic minorities, have access to, and complete, free and compulsory primary education of good quality.

MDG Goal 2 Achieve UPE - **Target 3** Ensure that, by 2015, children everywhere, boys and girls alike, will be able to complete a full course of primary schooling.

Primary Education – Access and Participation



GER > 95%

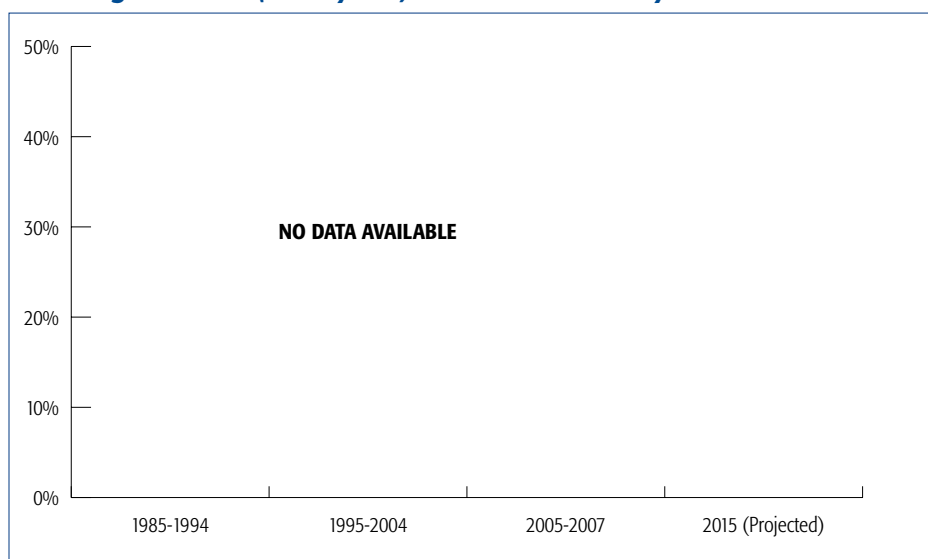
More than **90%** of children of official primary school age are enrolled.

Number of out of school children (2005) = **950**

Official age for children entering primary school (2006): **5 -11 years old**
Percentage of total enrolment in private institutions (2007): **4%**

EFA Goal 4 Achieving a 50 per cent improvement in levels of adult literacy by 2015, especially for women, and equitable access to basic and continuing education for all adults.

Percentage of adults (15-64 years) without basic literacy skills

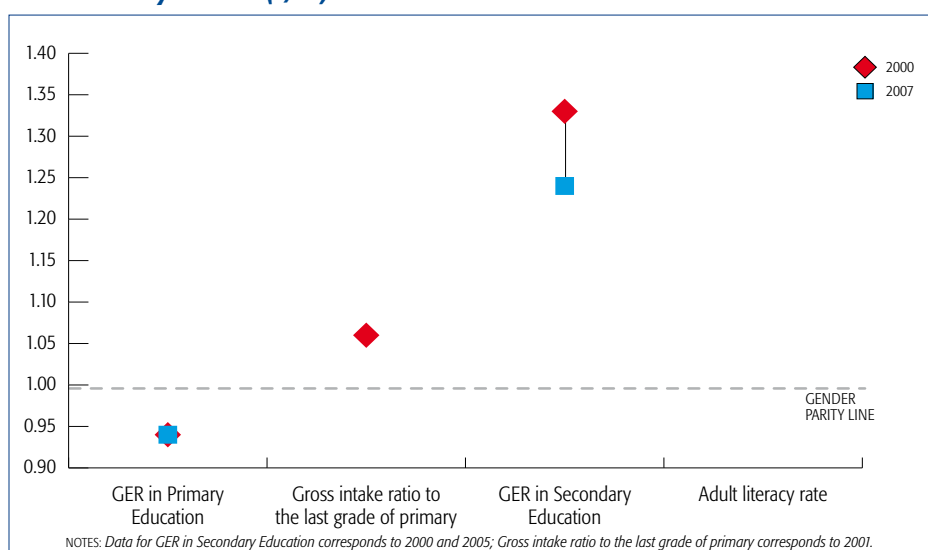


No data available to evaluate country's prospects to achieve this EFA GOAL.

EFA Goal 5 Eliminating gender disparities in primary and secondary education by 2005, and achieving gender equality in education by 2015, with a focus on ensuring girls' full and equal access to and achievement in basic education of good quality.

MDG Goal 3 Promote gender equality and empower women - **Target 1** Eliminate gender disparity in primary and secondary education, preferably by 2005, and in all levels of education no later than 2015.

Gender Parity Indices (F/M) for Selected Indicators



Gender **disparity** is to the disadvantage of **girls** in accessing primary education.

Gender **disparity** is to the disadvantage of **boys** in Gross Intake Ratio to the last grade of primary education.

Gender **disparity** is to the disadvantage of **boys** in accessing secondary education.

No data available for those adults recorded as being literate

EFA Goal 6 Improving all aspects of the quality of education and ensuring excellence of all so that recognised and measurable learning outcomes are achieved by all, especially in literacy, numeracy and essential life skills.

Proxy Indicators of the Quality of Formal Schooling	1999	2007
Percentage of young people (15-24 years) with basic literacy skills	–	–
School Life Expectancy (expected number of years of formal schooling from primary to tertiary education)	–	12.0*
Pupil/Teacher Ratio in Primary Education	–	17.1
Trained Primary- School teachers as % of total	–	77.6
Public current expenditure on primary education as % of GNP	–	2.5

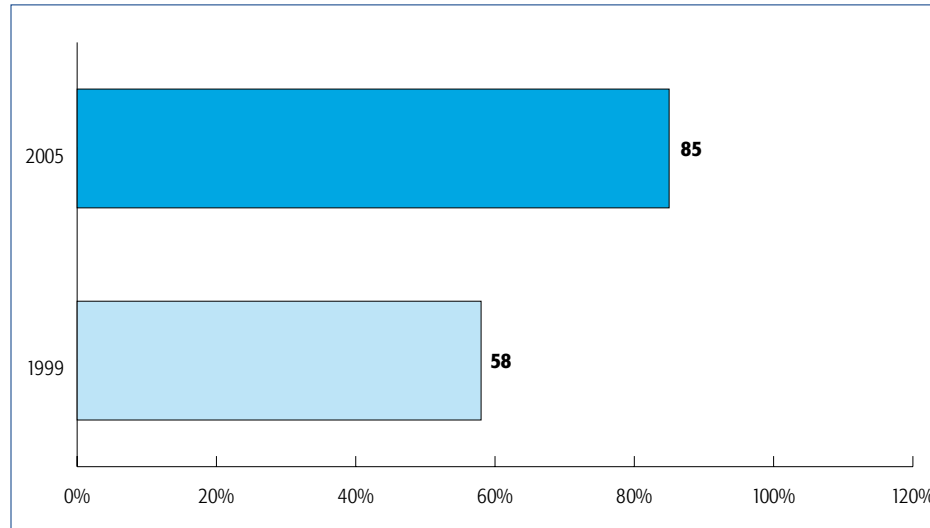
* School Life Expectancy (expected number of years of formal schooling from primary to tertiary education) corresponds to 2005

TRINIDAD AND TOBAGO

Total Population: 1.33 million (2006) of which 21.5% are under 15 years old (2005)

EFA Goal 1 Expanding and improving comprehensive early childhood care and education, especially for the most vulnerable and disadvantaged children.

GER in Pre Primary Education (%)



Age group (2007):
3-4 years old

Percentage of private provision (2005) = **100%**

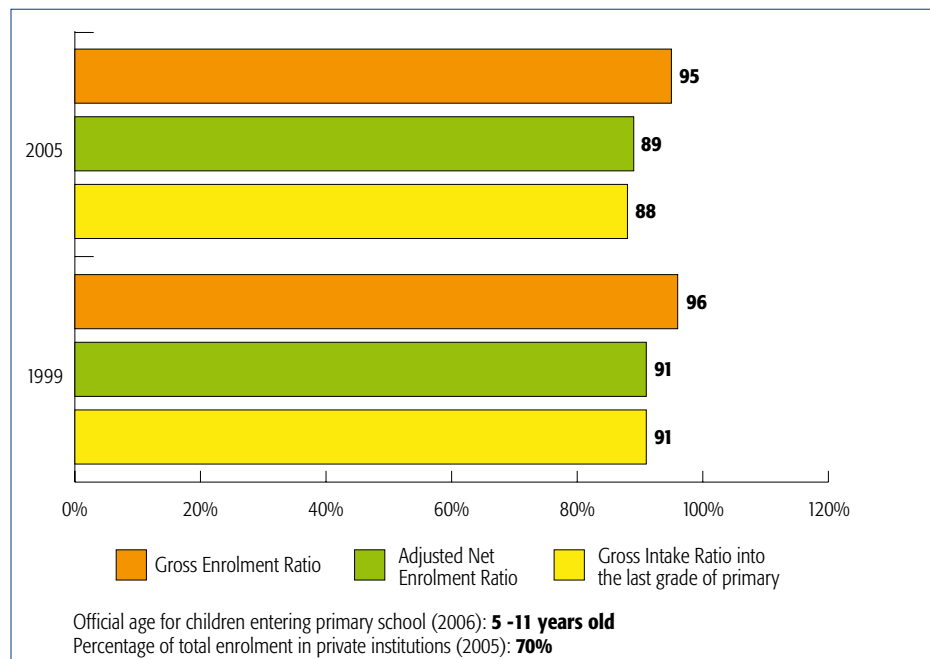
School life expectancy in Pre-primary (2005) = **1.7 years**

% of children under 5 years of age who are underweight (moderate or severe) = **6%**

EFA Goal 2 Ensuring that by 2015 all children, particularly girls, children in difficult circumstances and those belonging to ethnic minorities, have access to, and complete, free and compulsory primary education of good quality.

MDG Goal 2 Achieve UPE - **Target 3** Ensure that, by 2015, children everywhere, boys and girls alike, will be able to complete a full course of primary schooling.

Primary Education – Access and Participation



GER > 95%

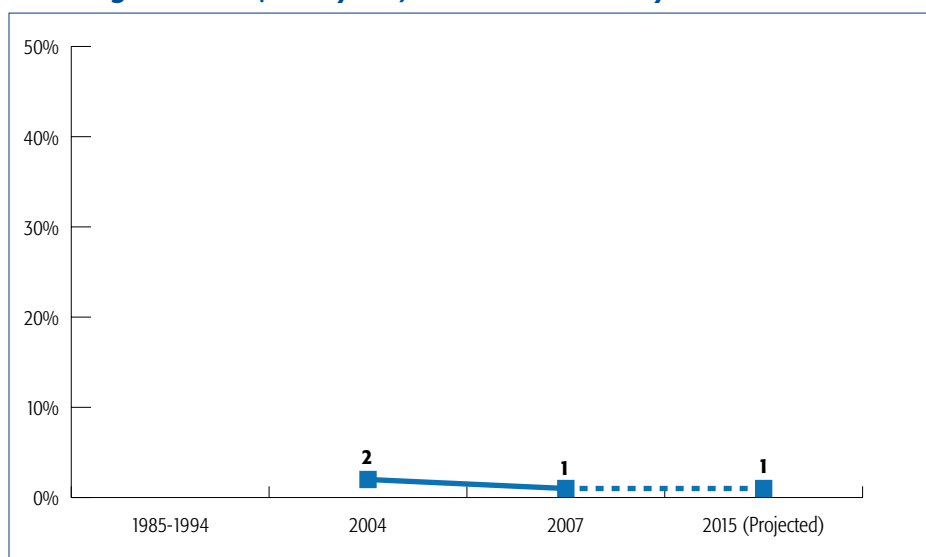
Almost 90% of children of official primary school age are enrolled.

Number of out of school children (2006) = **14,500**

Official age for children entering primary school (2006): **5 -11 years old**
Percentage of total enrolment in private institutions (2005): **70%**

EFA Goal 4 Achieving a 50 per cent improvement in levels of adult literacy by 2015, especially for women, and equitable access to basic and continuing education for all adults.

Percentage of adults (15-64 years) without basic literacy skills

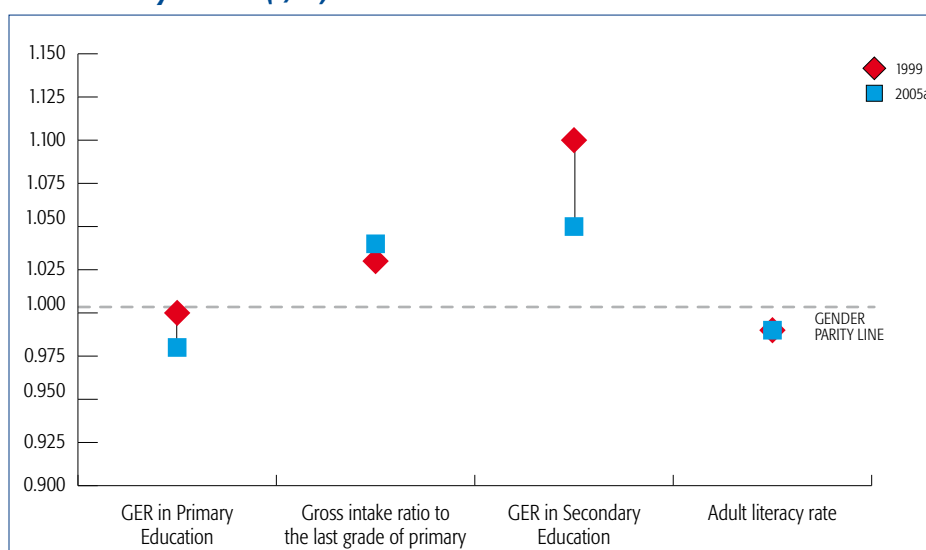


According to current projections, the projected percentage of adults without basic literacy skills by 2015 is **equal** to the estimated EFA target rate.

EFA Goal 5 Eliminating gender disparities in primary and secondary education by 2005, and achieving gender equality in education by 2015, with a focus on ensuring girls' full and equal access to and achievement in basic education of good quality.

MDG Goal 3 Promote gender equality and empower women - **Target 1** Eliminate gender disparity in primary and secondary education, preferably by 2005, and in all levels of education no later than 2015.

Gender Parity Indices (F/M) for Selected Indicators



Gender **parity** has been achieved in accessing primary education

Gender **disparity** is to the disadvantage of **boys** i in Gross Intake Ratio to the last grade of primary education.

Gender **disparity** is to the disadvantage of **boys** in accessing secondary education.

Gender **parity** has been achieved for those adults recorded as being literate.

EFA Goal 6 Improving all aspects of the quality of education and ensuring excellence of all so that recognised and measurable learning outcomes are achieved by all, especially in literacy, numeracy and essential life skills.

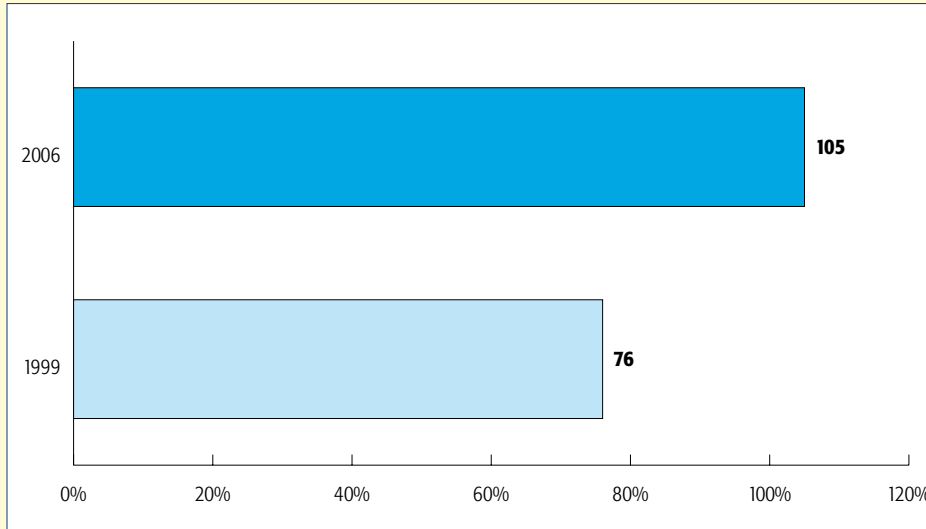
Proxy Indicators of the Quality of Formal Schooling	1999	2005
Percentage of young people (15-24 years) with basic literacy skills	99.4	99.5
School Life Expectancy (expected number of years of formal schooling from primary to tertiary education)	11.3	11.2
Pupil/Teacher Ratio in Primary Education	21.3	16.5
Trained Primary- School teachers as % of total	71.5	-
Public current expenditure on primary education as % of GNP	1.5	-

Commonwealth Caribbean Overview (12 countries)

Total Population: 6.62 million (2006) of which 29.1% are under 15 years old (2005)

EFA Goal 1 Expanding and improving comprehensive early childhood care and education, especially for the most vulnerable and disadvantaged children.

GER in Pre Primary Education (%)

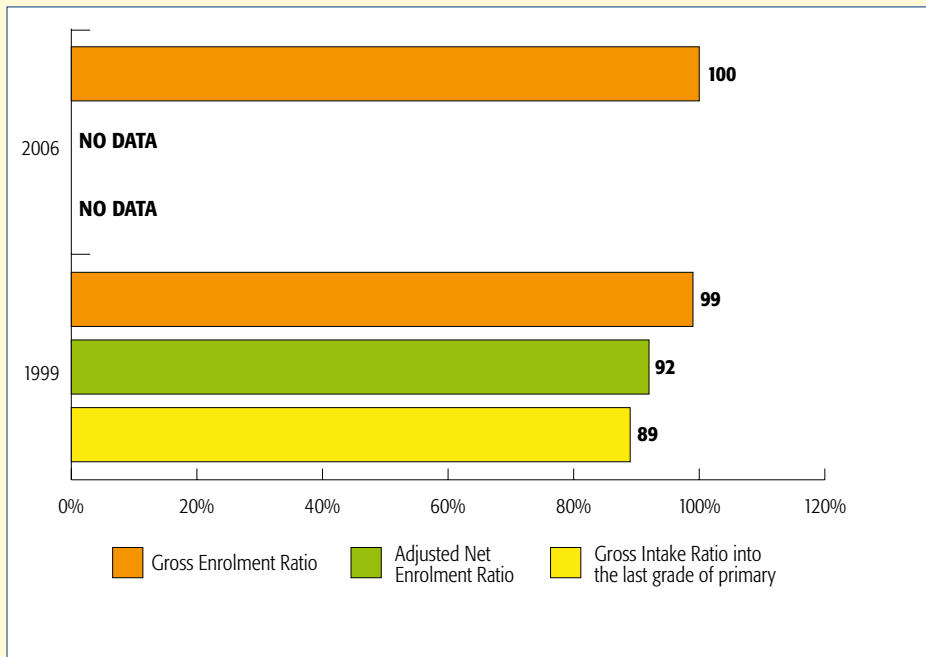


School life expectancy in Pre-primary (2006) = 2.1 years

EFA Goal 2 Ensuring that by 2015 all children, particularly girls, children in difficult circumstances and those belonging to ethnic minorities, have access to, and complete, free and compulsory primary education of good quality.

MDG Goal 2 Achieve UPE - **Target 3** Ensure that, by 2015, children everywhere, boys and girls alike, will be able to complete a full course of primary schooling.

Primary Education – Access and Participation



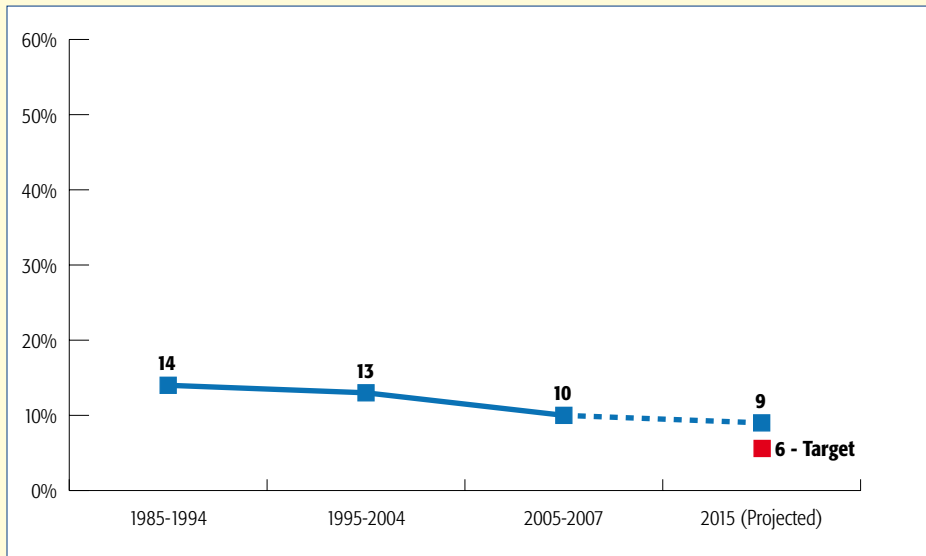
GER > 95%

More than 90% of children of official primary school age are enrolled.

Number of out of school children = No Data

EFA Goal 4 Achieving a 50 per cent improvement in levels of adult literacy by 2015, especially for women, and equitable access to basic and continuing education for all adults.

Percentage of adults (15-64 years) without basic literacy skills

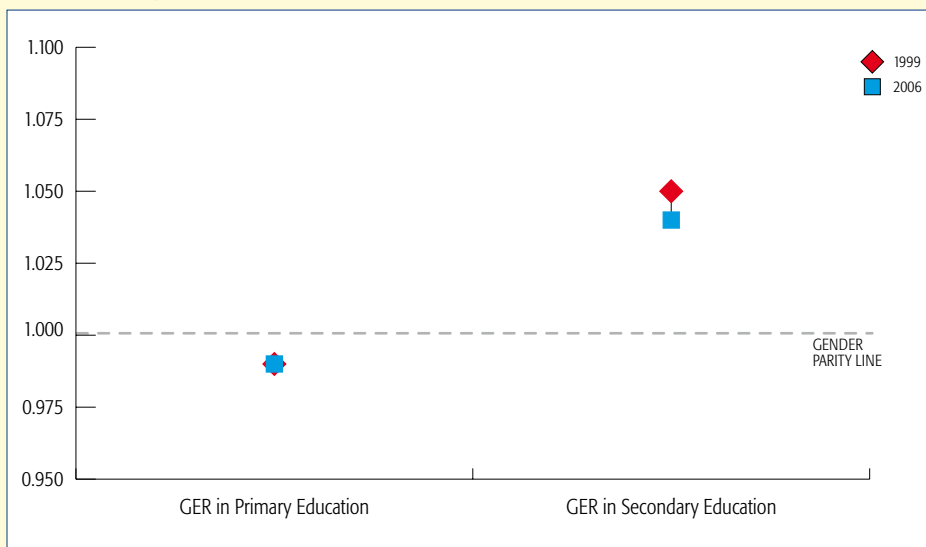


According to current projections, the projected percentage of adults without basic literacy skills by 2015 is three percentage points **higher** than the estimated EFA target rate.

EFA Goal 5 Eliminating gender disparities in primary and secondary education by 2005, and achieving gender equality in education by 2015, with a focus on ensuring girls' full and equal access to and achievement in basic education of good quality.

MDG Goal 3 Promote gender equality and empower women - **Target 1** Eliminate gender disparity in primary and secondary education, preferably by 2005, and in all levels of education no later than 2015.

Gender Parity Indices (F/M) for Selected Indicators



Gender **parity** has been achieved in accessing primary education.

Gender **disparity** is to the disadvantage of **boys** in accessing secondary education.

EFA Goal 6 Improving all aspects of the quality of education and ensuring excellence of all so that recognised and measurable learning outcomes are achieved by all, especially in literacy, numeracy and essential life skills.

No regional averages available.

