

A large, stylized graphic in the background on the right side of the page. It features a sun with long, thin rays emanating from a central point, and a globe with a grid of latitude and longitude lines. The entire graphic is rendered in a light blue color.

SUB-SAHARAN AFRICAN COUNTRIES

Botswana

Cameroon

The Gambia

Ghana

Kenya

Lesotho

Malawi

Mauritius

Mozambique

Namibia

Nigeria

Seychelles

Sierra Leone

South Africa

Swaziland

Uganda

United Republic of Tanzania

Zambia

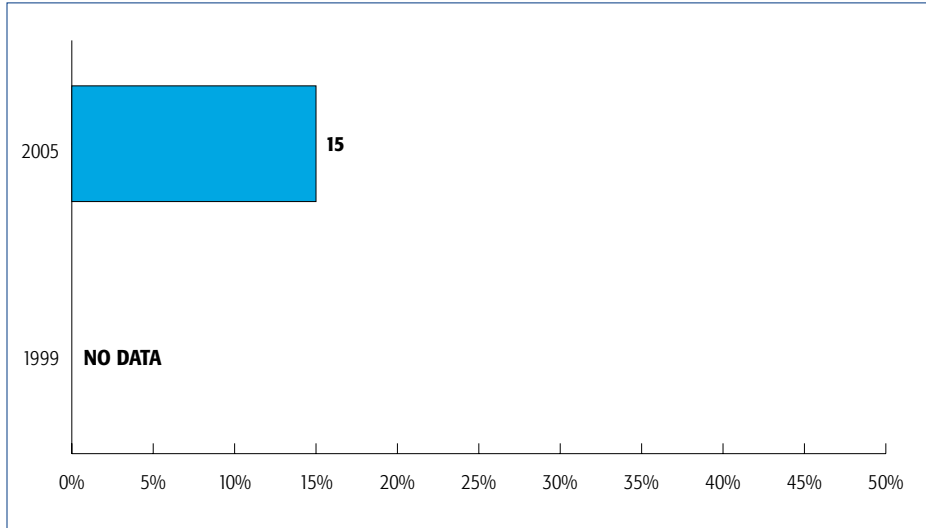
**Commonwealth Sub-Saharan
Africa Overview**

BOTSWANA

Total Population: 1.86 million (2006) of which 37.6% are under 15 years old (2005)

EFA Goal 1 Expanding and improving comprehensive early childhood care and education, especially for the most vulnerable and disadvantaged children.

GER in Pre Primary Education (%)



Age group (2006):
3-5 years old

Percentage of private provision (2005)
= 96%

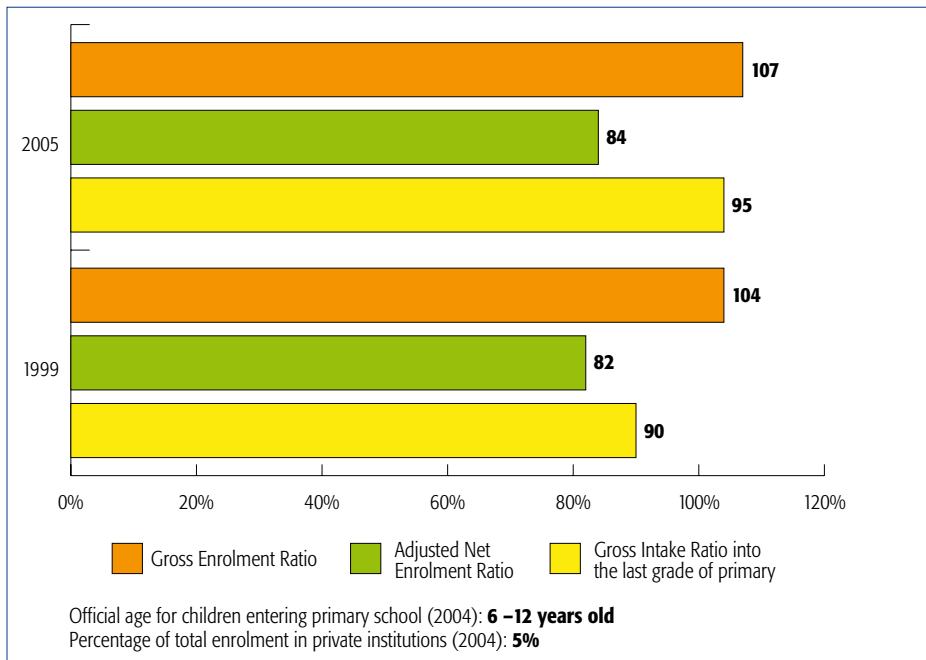
School life expectancy in Pre-primary (2005)
= 0.5 years

% of children under 5 years of age who are underweight (moderate or severe) **= 13%**

EFA Goal 2 Ensuring that by 2015 all children, particularly girls, children in difficult circumstances and those belonging to ethnic minorities, have access to, and complete, free and compulsory primary education of good quality.

MDG Goal 2 Achieve UPE - **Target 3** Ensure that, by 2015, children everywhere, boys and girls alike, will be able to complete a full course of primary schooling.

Primary Education – Access and Participation



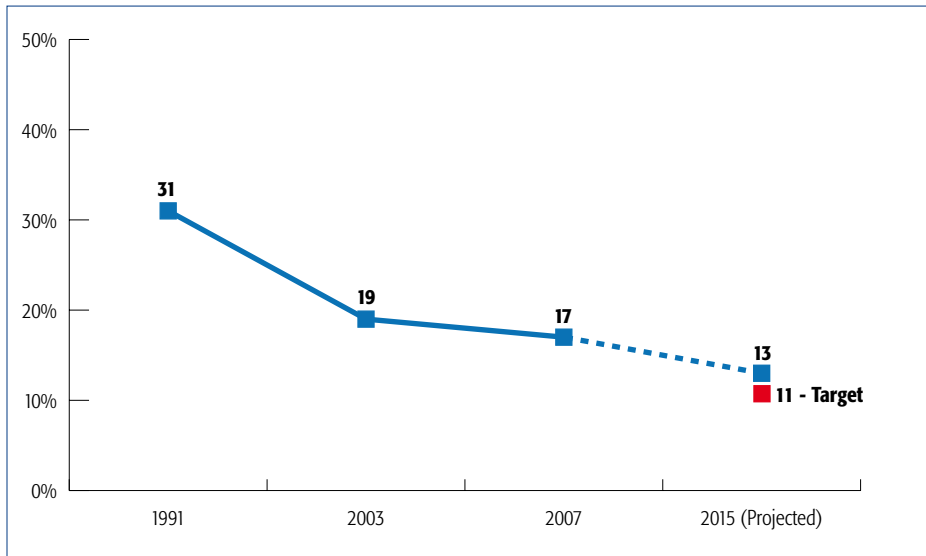
GER > 95%

Less than 90% of children of official primary school age are enrolled

Number of out of school children (2005)
= 49,000

EFA Goal 4 Achieving a 50 per cent improvement in levels of adult literacy by 2015, especially for women, and equitable access to basic and continuing education for all adults.

Percentage of adults (15-64 years) without basic literacy skills

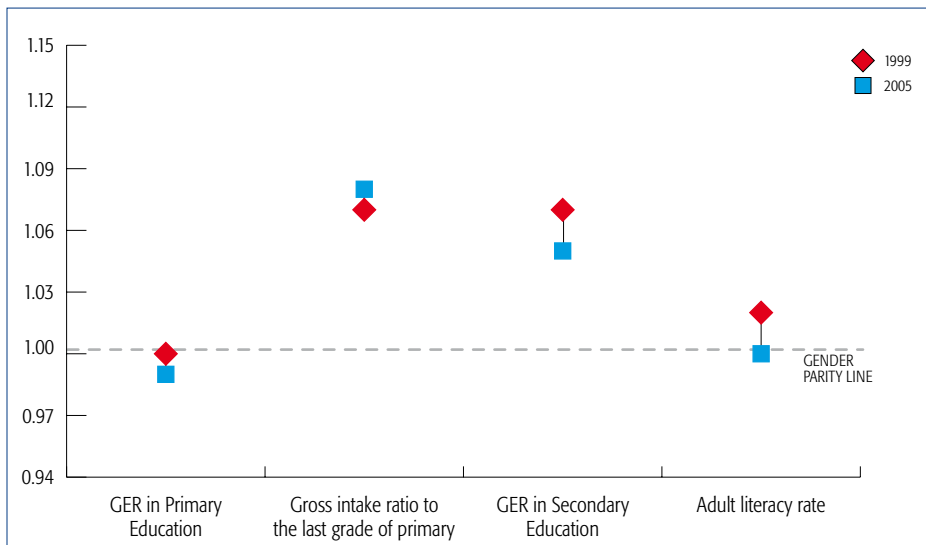


According to current projections, the projected percentage of adults without basic literacy skills by 2015 is two percentage points **higher** than the estimated EFA target rate.

EFA Goal 5 Eliminating gender disparities in primary and secondary education by 2005, and achieving gender equality in education by 2015, with a focus on ensuring girls' full and equal access to and achievement in basic education of good quality.

MDG Goal 3 Promote gender equality and empower women - **Target 1** Eliminate gender disparity in primary and secondary education, preferably by 2005, and in all levels of education no later than 2015.

Gender Parity Indices (F/M) for Selected Indicators



Gender **parity** has been achieved in accessing primary education

Gender **disparity** is to the disadvantage of **boys** in Gross Intake Ratio to the last grade of primary education.

Gender **disparity** is to the disadvantage of boys in accessing secondary education.

Gender **parity** has been achieved for those adults recorded as being literate.

EFA Goal 6 Improving all aspects of the quality of education and ensuring excellence of all so that recognised and measurable learning outcomes are achieved by all, especially in literacy, numeracy and essential life skills.

Proxy Indicators of the Quality of Formal Schooling	1999	2005
Percentage of young people (15-24 years) with basic literacy skills	93.9	94.1
School Life Expectancy (expected number of years of formal schooling from primary to tertiary education)	11.5	11.9
Pupil/Teacher Ratio in Primary Education	27.0	24.2
Trained Primary- School teachers as % of total	90.2	86.9
Public current expenditure on primary education as % of GNP	-	1.3*

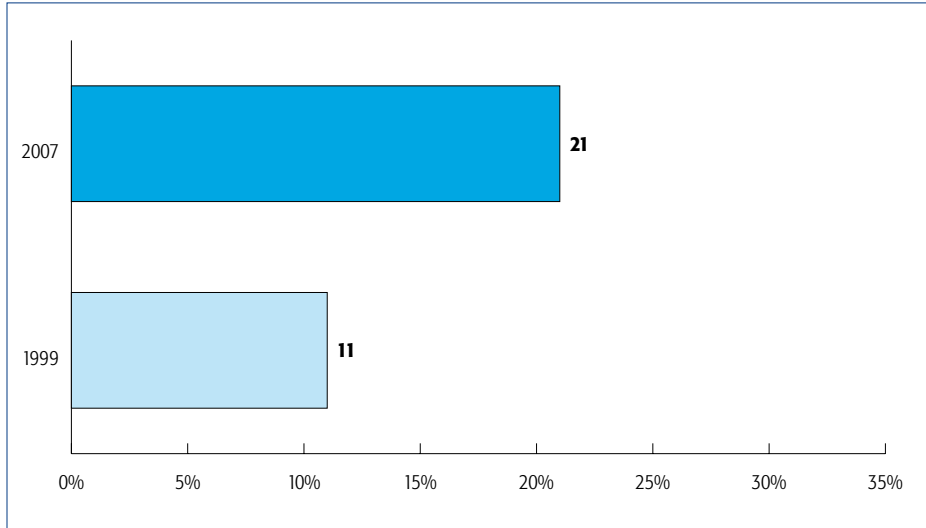
* Public current expenditure on primary education as % of GNP is for 2007.

CAMEROON

Total Population: 18.17 million (2006) of which 41.2% are under 15 years old (2005)

EFA Goal 1 Expanding and improving comprehensive early childhood care and education, especially for the most vulnerable and disadvantaged children.

GER in Pre Primary Education (%)



Age group (2007):
4-5 years old

Percentage of private provision (2007)
= 62%

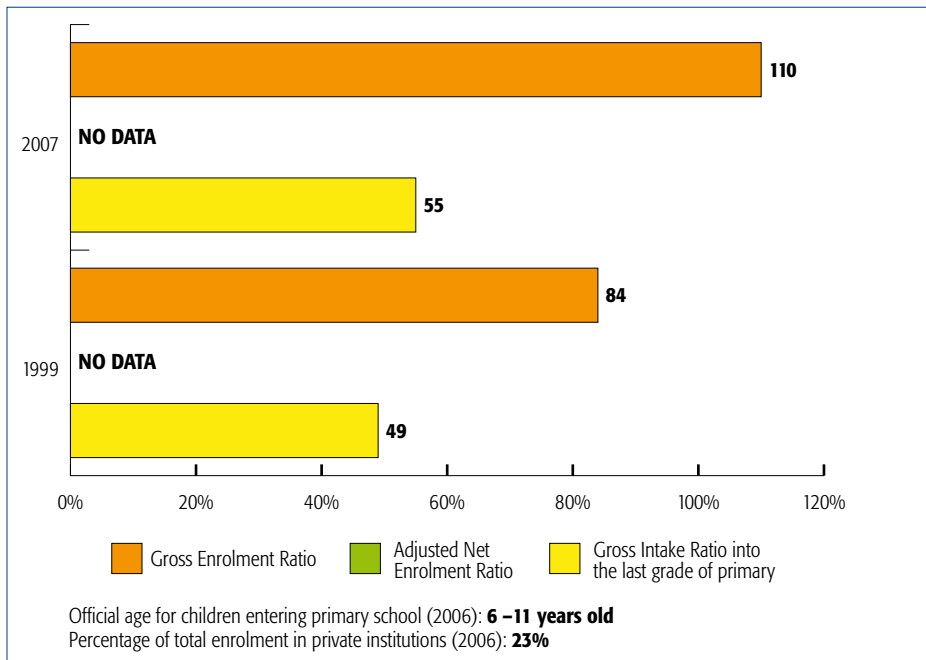
School life expectancy in Pre-primary (2007)
= 0.4 years

% of children under 5 years of age who are underweight (moderate or severe) **= 19%**

EFA Goal 2 Ensuring that by 2015 all children, particularly girls, children in difficult circumstances and those belonging to ethnic minorities, have access to, and complete, free and compulsory primary education of good quality.

MDG Goal 2 Achieve UPE - **Target 3** Ensure that, by 2015, children everywhere, boys and girls alike, will be able to complete a full course of primary schooling.

Primary Education – Access and Participation



GER > 95%

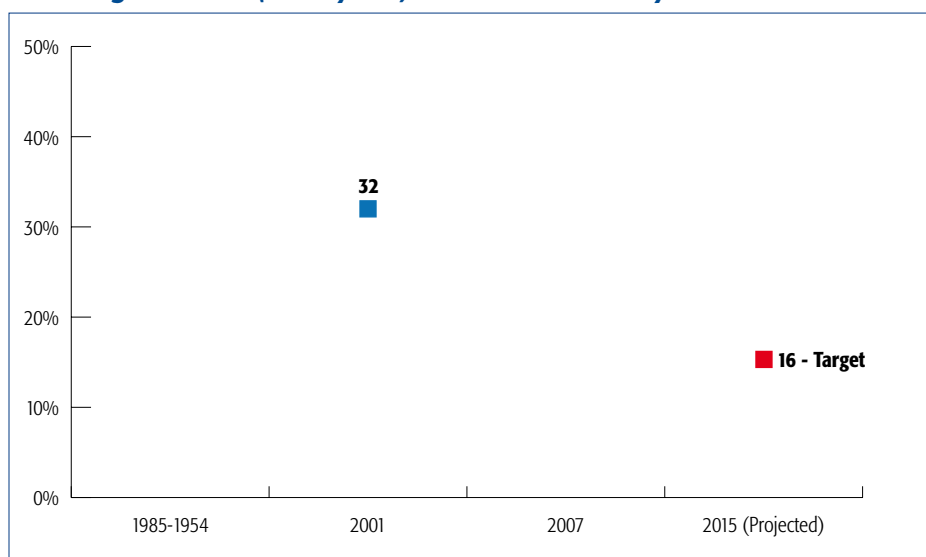
Adjusted NER:
= No data available

Number of out of school children
= No data available

Official age for children entering primary school (2006): **6 – 11 years old**
Percentage of total enrolment in private institutions (2006): **23%**

EFA Goal 4 Achieving a 50 per cent improvement in levels of adult literacy by 2015, especially for women, and equitable access to basic and continuing education for all adults.

Percentage of adults (15-64 years) without basic literacy skills

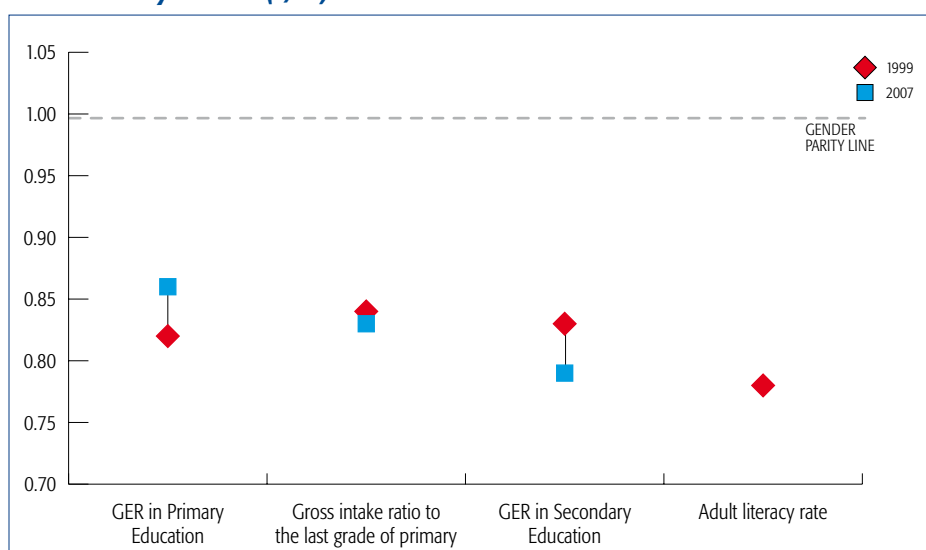


No projections available to evaluate country's prospects to achieve this EFA GOAL

EFA Goal 5 Eliminating gender disparities in primary and secondary education by 2005, and achieving gender equality in education by 2015, with a focus on ensuring girls' full and equal access to and achievement in basic education of good quality.

MDG Goal 3 Promote gender equality and empower women - **Target 1** Eliminate gender disparity in primary and secondary education, preferably by 2005, and in all levels of education no later than 2015.

Gender Parity Indices (F/M) for Selected Indicators



Gender **disparity** is to the disadvantage of **girls** in accessing primary education.

Gender **disparity** is to the disadvantage of **girls** in Gross Intake Ratio to the last grade of primary education.

Gender **disparity** is to the disadvantage of **girls** in accessing secondary education.

Gender **disparities** for those adults recorded as being literate were to the disadvantage of **women** back in 1999.

EFA Goal 6 Improving all aspects of the quality of education and ensuring excellence of all so that recognised and measurable learning outcomes are achieved by all, especially in literacy, numeracy and essential life skills.

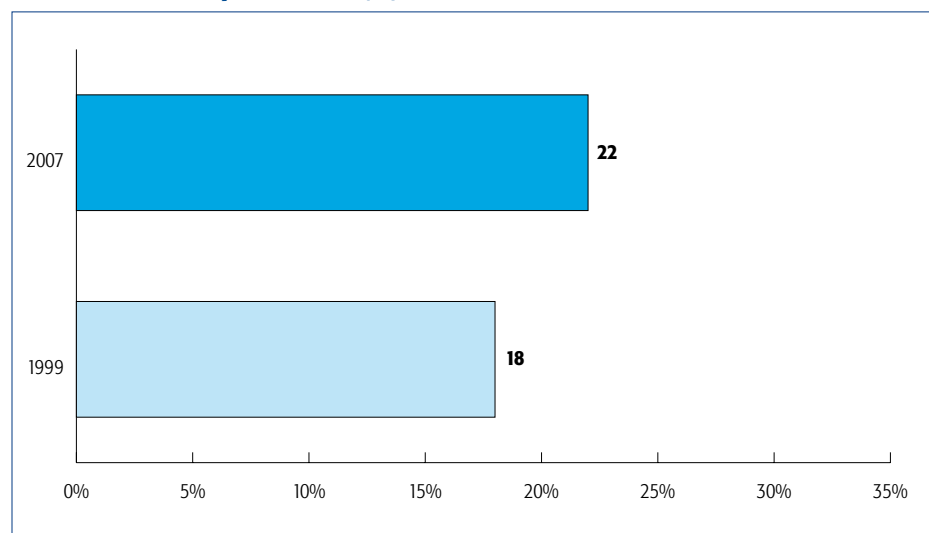
Proxy Indicators of the Quality of Formal Schooling	1999	2007
Percentage of young people (15-24 years) with basic literacy skills	-	-
School Life Expectancy (expected number of years of formal schooling from primary to tertiary education)	7.0	8.8
Pupil/Teacher Ratio in Primary Education	52.0	44.4
Trained Primary- School teachers as % of total	-	36.3
Public current expenditure on primary education as % of GNP	1.0	1.0

THE GAMBIA

Total Population: 1.66 million (2006) of which 40.1% are under 15 years old (2005)

EFA Goal 1 Expanding and improving comprehensive early childhood care and education, especially for the most vulnerable and disadvantaged children.

GER in Pre Primary Education (%)



Age group (2007):
3-6 years old

Percentage of private provision (2007)
= 100%

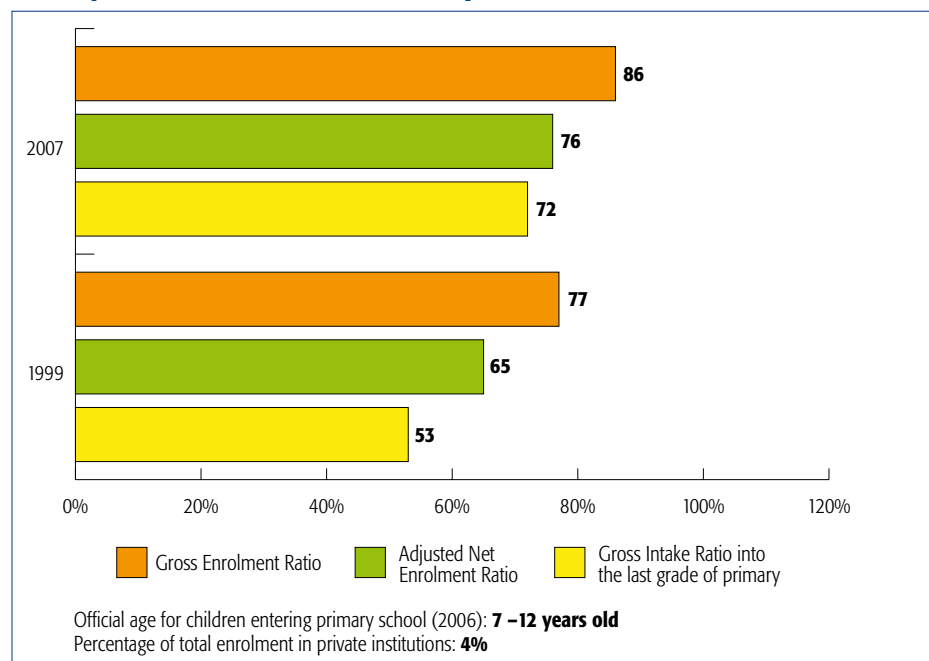
School life expectancy in Pre-primary (2007)
= 0.9 years

% of children under 5 years of age who are underweight (moderate or severe) **= 20%**

EFA Goal 2 Ensuring that by 2015 all children, particularly girls, children in difficult circumstances and those belonging to ethnic minorities, have access to, and complete, free and compulsory primary education of good quality.

MDG Goal 2 Achieve UPE - **Target 3** Ensure that, by 2015, children everywhere, boys and girls alike, will be able to complete a full course of primary schooling.

Primary Education – Access and Participation



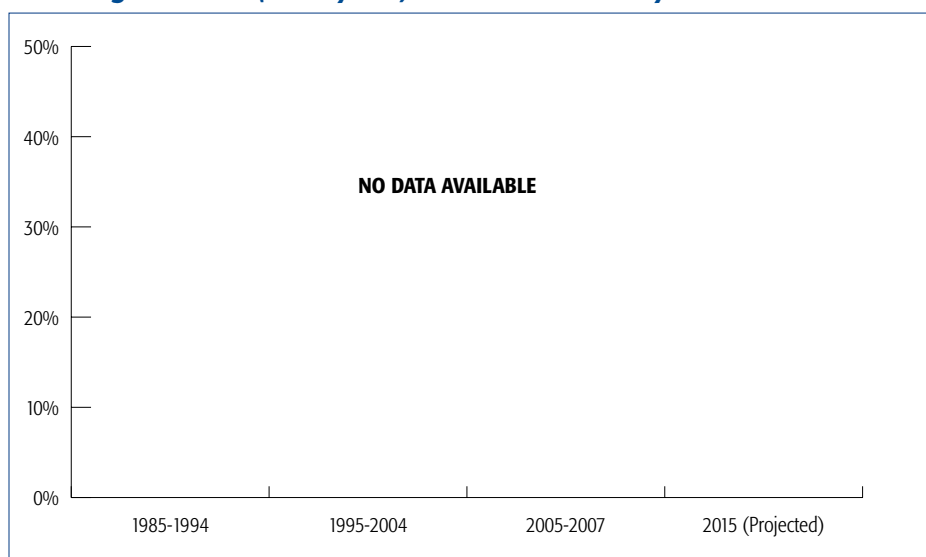
GER > 95%

More than three quarters of children of official primary school age are enrolled.

Number of out of school children (2007) = **60,556**

EFA Goal 4 Achieving a 50 per cent improvement in levels of adult literacy by 2015, especially for women, and equitable access to basic and continuing education for all adults.

Percentage of adults (15-64 years) without basic literacy skills

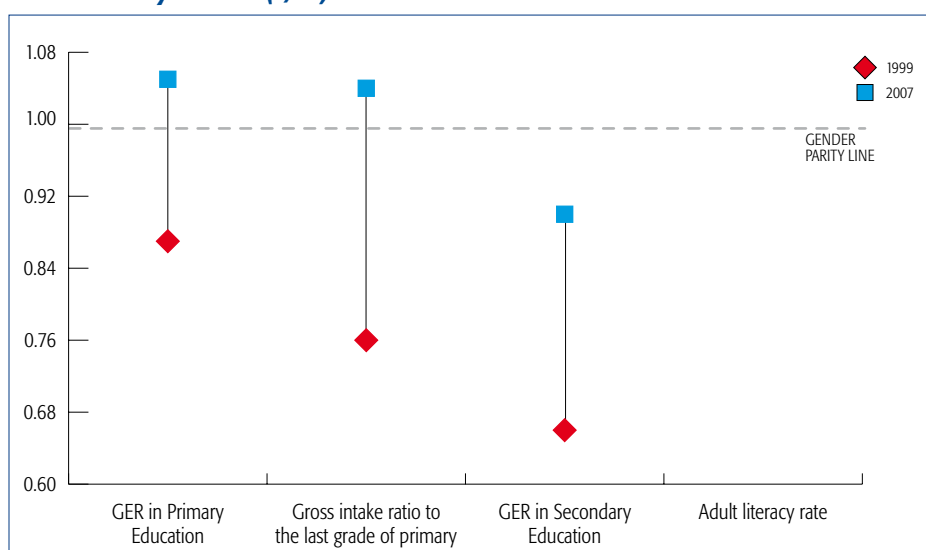


No projections available to evaluate country's prospects to achieve this EFA GOAL

EFA Goal 5 Eliminating gender disparities in primary and secondary education by 2005, and achieving gender equality in education by 2015, with a focus on ensuring girls' full and equal access to and achievement in basic education of good quality.

MDG Goal 3 Promote gender equality and empower women - **Target 1** Eliminate gender disparity in primary and secondary education, preferably by 2005, and in all levels of education no later than 2015.

Gender Parity Indices (F/M) for Selected Indicators



Gender **disparity** is to the disadvantage of **boys** in accessing primary education

Gender **disparity** is to the disadvantage of **boys** in Gross Intake Ratio to the last grade of primary education.

Gender **disparity** is to the disadvantage of **girls** in accessing secondary education.

No data available for those adults recorded as being literate

EFA Goal 6 Improving all aspects of the quality of education and ensuring excellence of all so that recognised and measurable learning outcomes are achieved by all, especially in literacy, numeracy and essential life skills.

Proxy Indicators of the Quality of Formal Schooling	1999	2007
Percentage of young people (15-24 years) with basic literacy skills	-	-
School Life Expectancy (expected number of years of formal schooling from primary to tertiary education)	6.7	-
Pupil/Teacher Ratio in Primary Education	32.9	40.9
Trained Primary- School teachers as % of total	72.5	76.3*
Public current expenditure on primary education as % of GNP	-	-

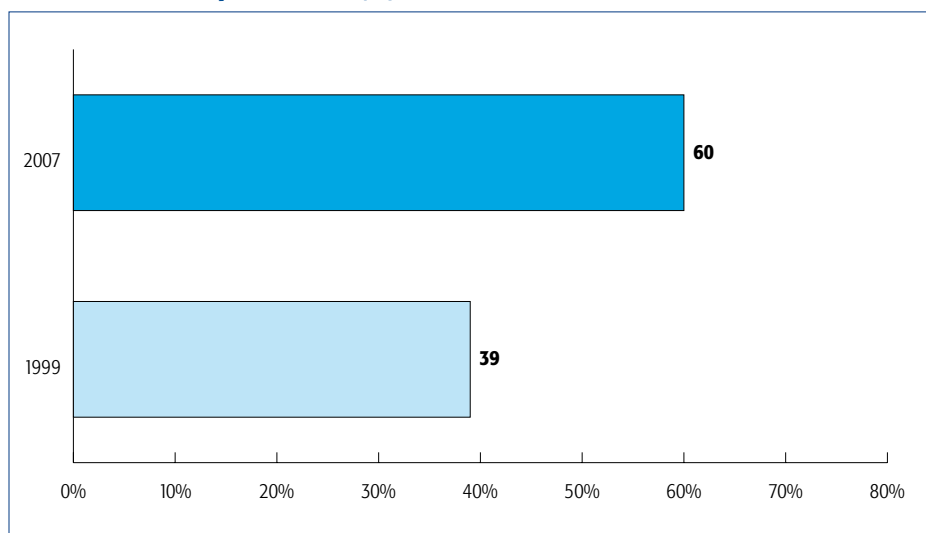
* Trained Primary- School teachers as % of total corresponds to 2006.

GHANA

Total Population: 23.00 million (2006) of which 39.0% are under 15 years old (2005)

EFA Goal 1 Expanding and improving comprehensive early childhood care and education, especially for the most vulnerable and disadvantaged children.

GER in Pre Primary Education (%)



Age group (2007):
3-5 years old

Percentage of private provision (2007)
= 19%

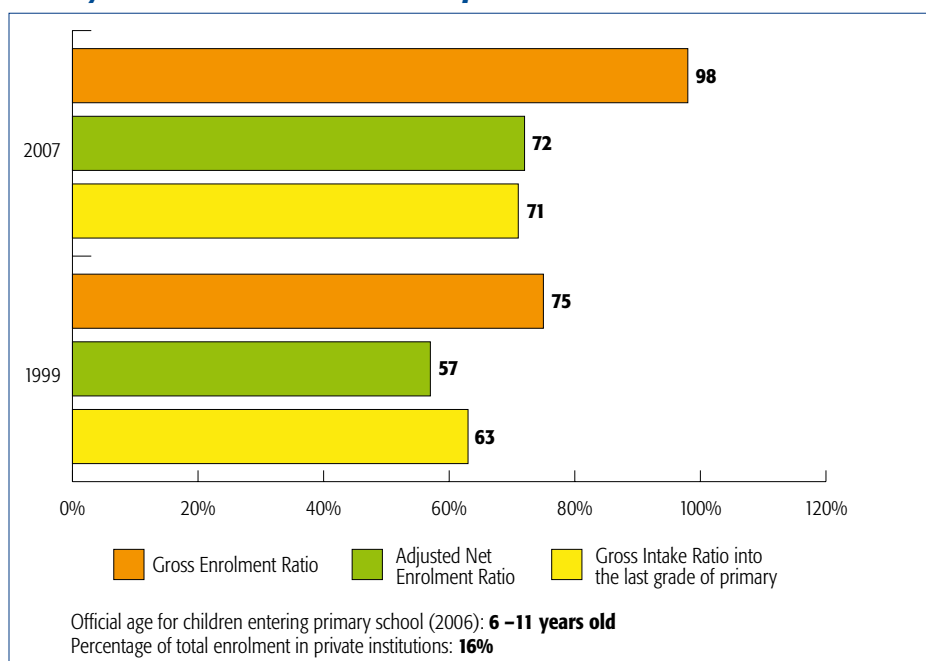
School life expectancy in Pre-primary (2007)
= 1.8 years

% of children under 5 years of age who are underweight (moderate or severe) **= 18%**

EFA Goal 2 Ensuring that by 2015 all children, particularly girls, children in difficult circumstances and those belonging to ethnic minorities, have access to, and complete, free and compulsory primary education of good quality.

MDG Goal 2 Achieve UPE - **Target 3** Ensure that, by 2015, children everywhere, boys and girls alike, will be able to complete a full course of primary schooling.

Primary Education – Access and Participation



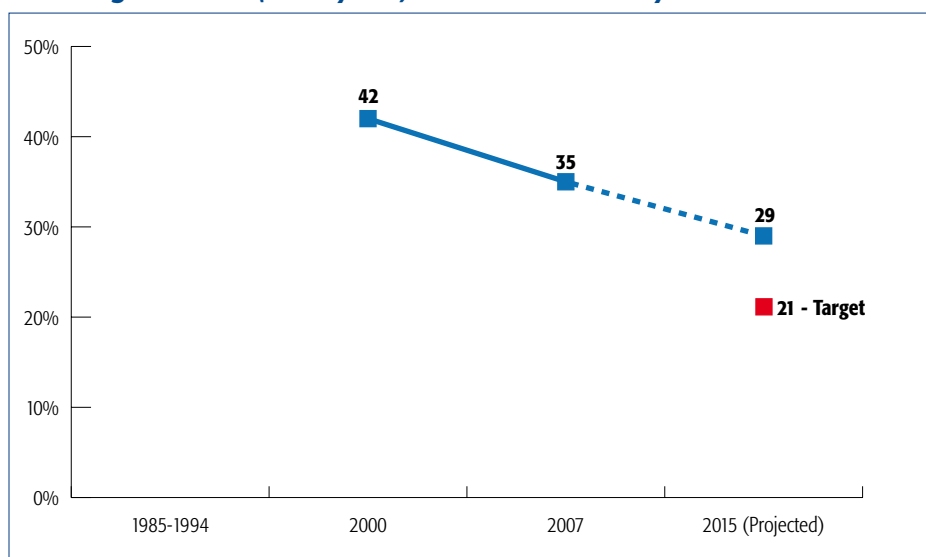
GER > 95%

Almost three quarters of children of official primary school age are enrolled.

Number of out of school children (2007) = **966,892**

EFA Goal 4 Achieving a 50 per cent improvement in levels of adult literacy by 2015, especially for women, and equitable access to basic and continuing education for all adults.

Percentage of adults (15-64 years) without basic literacy skills

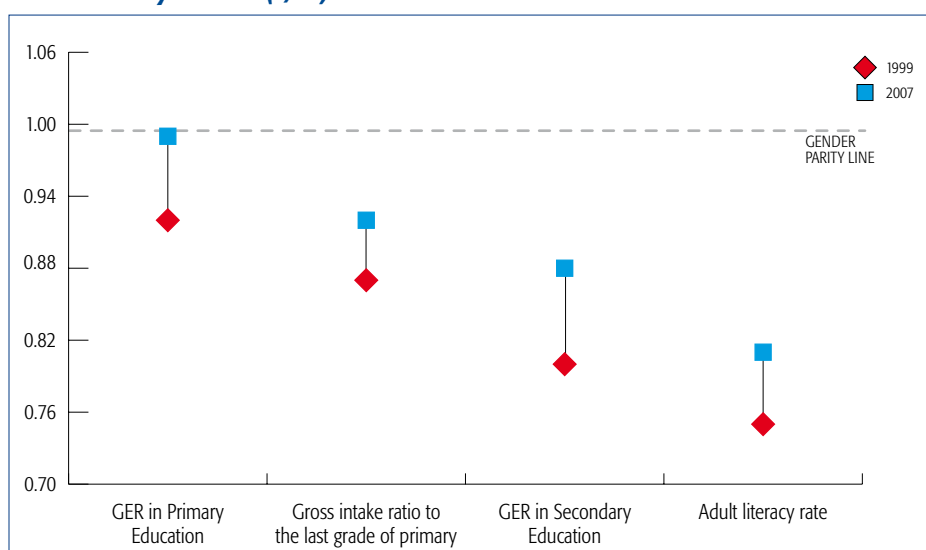


According to current projections, the projected percentage of adults without basic literacy skills by 2015 is eight percentage points **higher** than the estimated EFA target rate.

EFA Goal 5 Eliminating gender disparities in primary and secondary education by 2005, and achieving gender equality in education by 2015, with a focus on ensuring girls' full and equal access to and achievement in basic education of good quality.

MDG Goal 3 Promote gender equality and empower women - **Target 1** Eliminate gender disparity in primary and secondary education, preferably by 2005, and in all levels of education no later than 2015.

Gender Parity Indices (F/M) for Selected Indicators



Gender **parity** has been achieved in accessing primary education

Gender **disparity** is to the disadvantage of **girls** in Gross Intake Ratio to the last grade of primary education.

Gender **disparity** is to the disadvantage of **girls** in accessing secondary education.

Gender **disparities** for those adults recorded as being literate are to the disadvantage of **women**.

EFA Goal 6 Improving all aspects of the quality of education and ensuring excellence of all so that recognised and measurable learning outcomes are achieved by all, especially in literacy, numeracy and essential life skills.

Proxy Indicators of the Quality of Formal Schooling	1999	2007
Percentage of young people (15-24 years) with basic literacy skills	70.6	77.8
School Life Expectancy (expected number of years of formal schooling from primary to tertiary education)	-	9.3
Pupil/Teacher Ratio in Primary Education	29.6	35.3
Trained Primary- School teachers as % of total	71.8	56.3*
Public current expenditure on primary education as % of GNP	-	1.6**

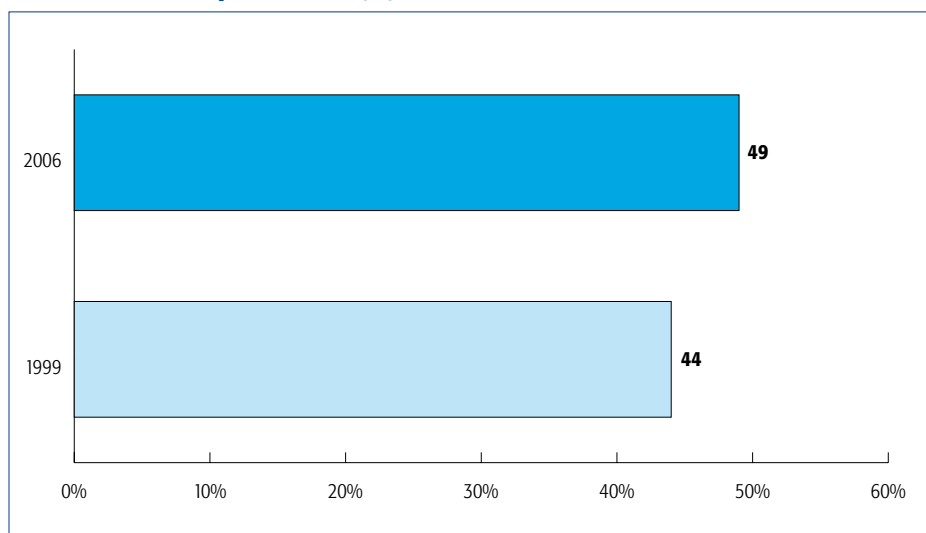
*Trained Primary School teachers as % of total corresponds to 2006. **Public current expenditure on primary school education as % of GNP corresponds to 2005

KENYA

Total Population: 36.55 million (2006) of which 42.8% are under 15 years old (2005)

EFA Goal 1 Expanding and improving comprehensive early childhood care and education, especially for the most vulnerable and disadvantaged children.

GER in Pre Primary Education (%)



Age group (2007):
3-5 years old

Percentage of private provision (2006)
= 35%

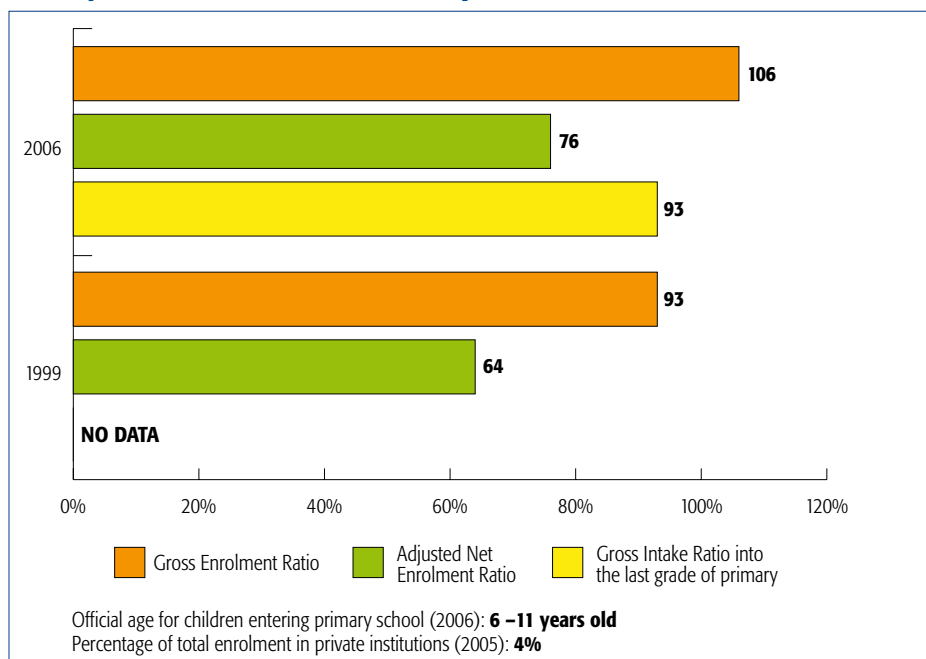
School life expectancy in Pre-primary (2006)
= 1.5 years

% of children under 5 years of age who are underweight (moderate or severe) **= 20%**

EFA Goal 2 Ensuring that by 2015 all children, particularly girls, children in difficult circumstances and those belonging to ethnic minorities, have access to, and complete, free and compulsory primary education of good quality.

MDG Goal 2 Achieve UPE - **Target 3** Ensure that, by 2015, children everywhere, boys and girls alike, will be able to complete a full course of primary schooling.

Primary Education – Access and Participation



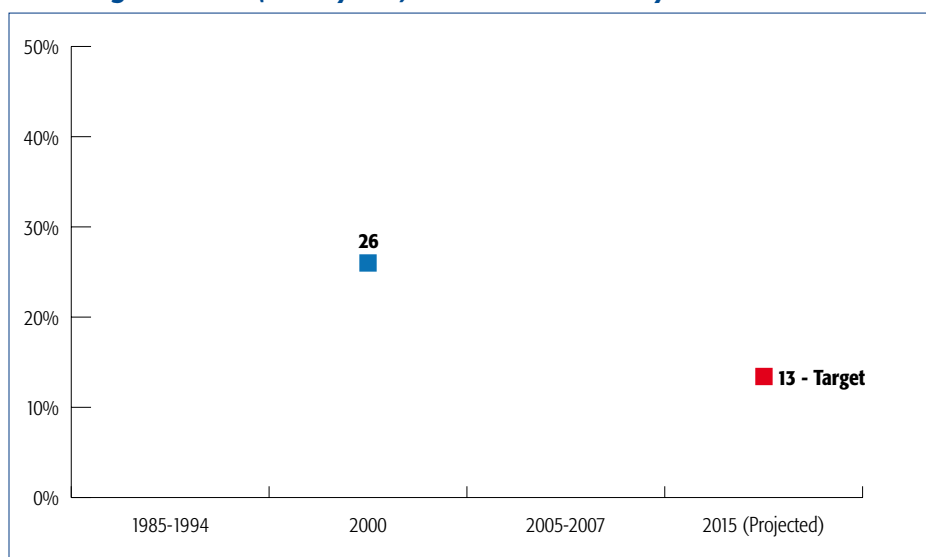
GER > 95%

Around **three quarter** of children of official primary school age are enrolled.

Number of out of school children (2006)
= 1,370,566

EFA Goal 4 Achieving a 50 per cent improvement in levels of adult literacy by 2015, especially for women, and equitable access to basic and continuing education for all adults.

Percentage of adults (15-64 years) without basic literacy skills

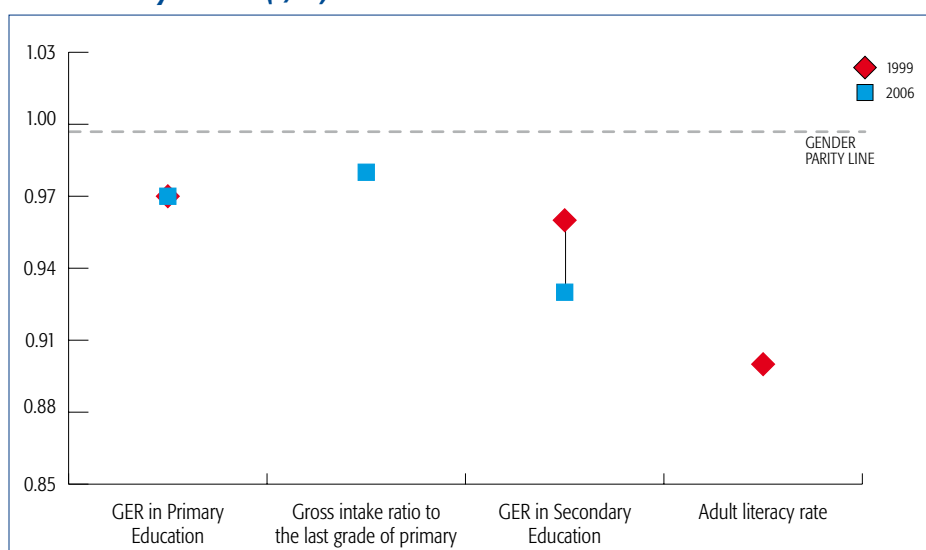


No projections available to evaluate country's prospects to achieve this EFA GOAL

EFA Goal 5 Eliminating gender disparities in primary and secondary education by 2005, and achieving gender equality in education by 2015, with a focus on ensuring girls' full and equal access to and achievement in basic education of good quality.

MDG Goal 3 Promote gender equality and empower women - **Target 1** Eliminate gender disparity in primary and secondary education, preferably by 2005, and in all levels of education no later than 2015.

Gender Parity Indices (F/M) for Selected Indicators



Gender **parity** has been achieved in accessing primary education

Gender **parity** has been achieved in Gross Intake Ratio to the last grade of primary education.

Gender **disparity** is to the disadvantage of **girls** in accessing secondary education.

Gender **disparities** for those adults recorded as being literate were to the disadvantage of **women** back in 1999

EFA Goal 6 Improving all aspects of the quality of education and ensuring excellence of all so that recognised and measurable learning outcomes are achieved by all, especially in literacy, numeracy and essential life skills.

Proxy Indicators of the Quality of Formal Schooling	1999	2006
Percentage of young people (15-24 years) with basic literacy skills	80.32	-
School Life Expectancy (expected number of years of formal schooling from primary to tertiary education)	-	-
Pupil/Teacher Ratio in Primary Education	32.2	39.5*
Trained Primary- School teachers as % of total	-	-
Public current expenditure on primary education as % of GNP	-	3.6

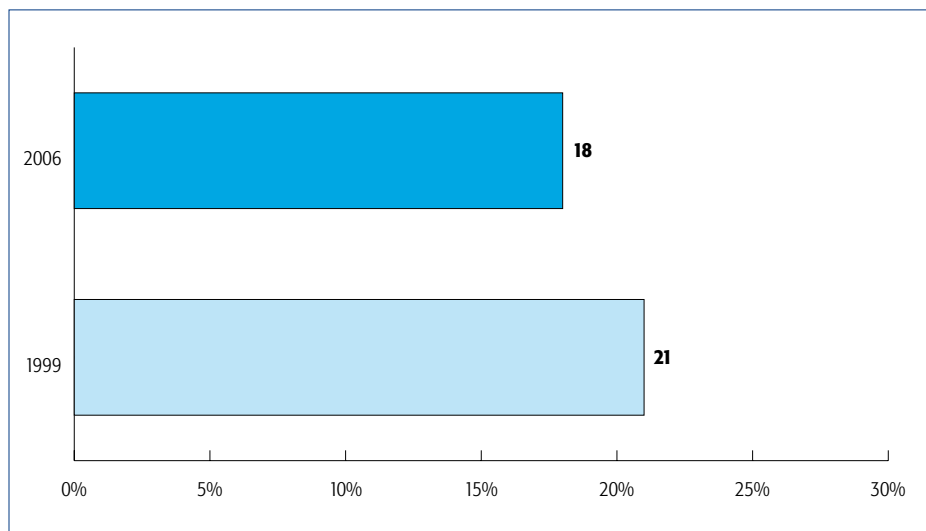
* Pupil/Teacher Ratio in Primary Education corresponds to 2005.

LESOTHO

Total Population: 1.99 million (2006) of which 38.6% are under 15 years old (2005)

EFA Goal 1 Expanding and improving comprehensive early childhood care and education, especially for the most vulnerable and disadvantaged children.

GER in Pre Primary Education (%)



Age group (2007):
3-5 years old

Percentage of private provision (2006)
= 100%

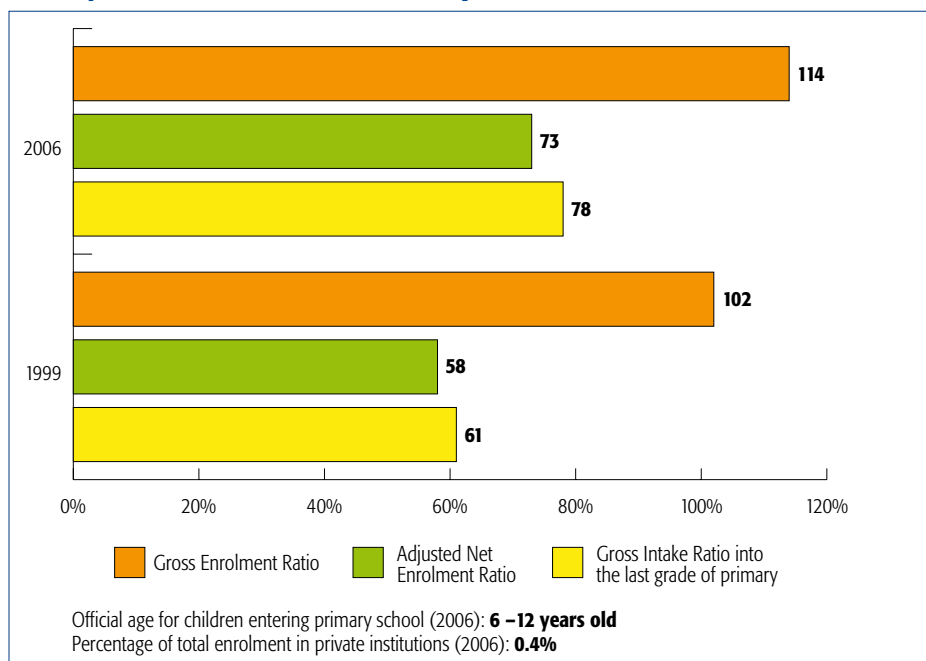
School life expectancy in Pre-primary
= 0.5 years

% of children under 5 years of age who are underweight (moderate or severe) **= 20%**

EFA Goal 2 Ensuring that by 2015 all children, particularly girls, children in difficult circumstances and those belonging to ethnic minorities, have access to, and complete, free and compulsory primary education of good quality.

MDG Goal 2 Achieve UPE - **Target 3** Ensure that, by 2015, children everywhere, boys and girls alike, will be able to complete a full course of primary schooling.

Primary Education – Access and Participation



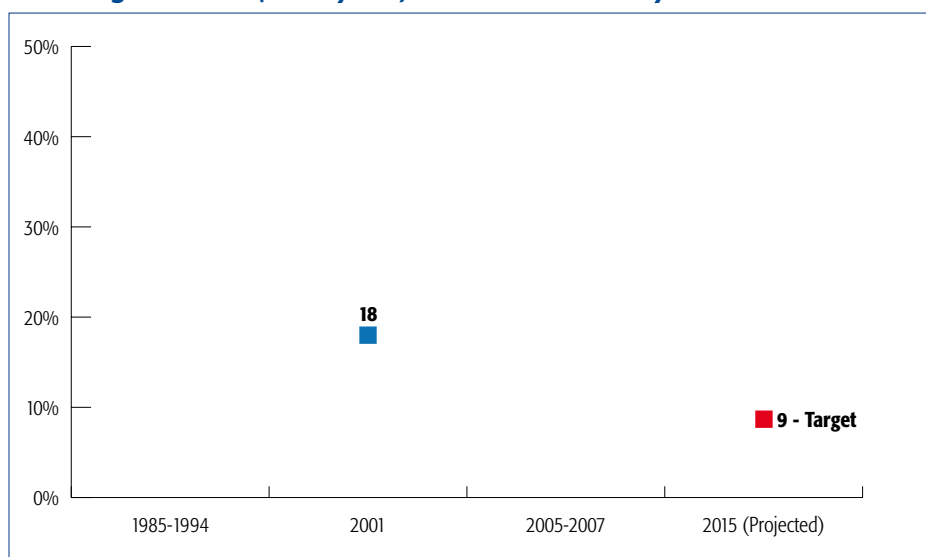
GER > 95%

Around **three quarters** of children of official primary school age are enrolled.

Number of out of school children (2006)
= 101,000

EFA Goal 4 Achieving a 50 per cent improvement in levels of adult literacy by 2015, especially for women, and equitable access to basic and continuing education for all adults.

Percentage of adults (15-64 years) without basic literacy skills

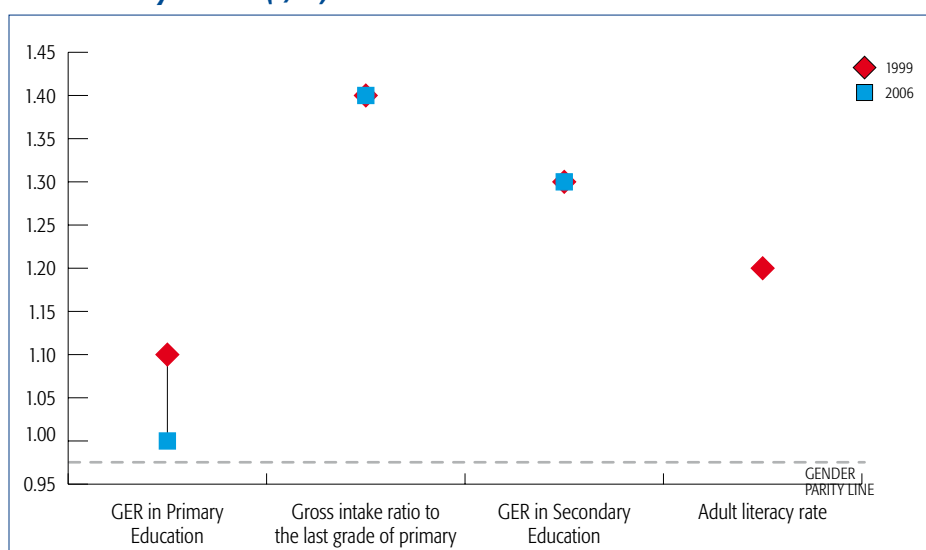


No projections available to evaluate country's prospects to achieve this EFA GOAL

EFA Goal 5 Eliminating gender disparities in primary and secondary education by 2005, and achieving gender equality in education by 2015, with a focus on ensuring girls' full and equal access to and achievement in basic education of good quality.

MDG Goal 3 Promote gender equality and empower women - **Target 1** Eliminate gender disparity in primary and secondary education, preferably by 2005, and in all levels of education no later than 2015.

Gender Parity Indices (F/M) for Selected Indicators



Gender **parity** has been achieved in accessing primary education

Gender **disparity** is to the disadvantage of **boys** in Gross Intake Ratio to the last grade of primary education.

Gender **disparity** is to the disadvantage of **boys** in accessing secondary education.

Gender **disparities** for those adults recorded as being literate were to the disadvantage of **men** back in 1999

EFA Goal 6 Improving all aspects of the quality of education and ensuring excellence of all so that recognised and measurable learning outcomes are achieved by all, especially in literacy, numeracy and essential life skills.

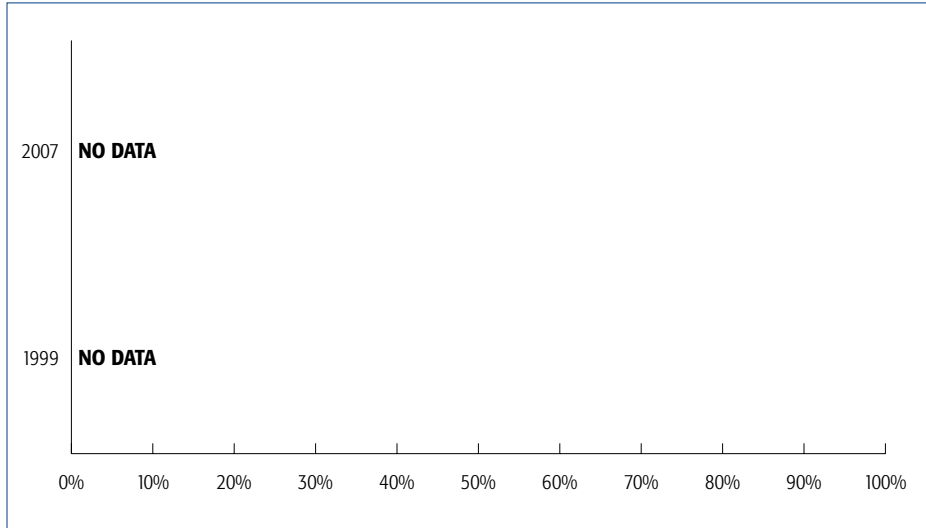
Proxy Indicators of the Quality of Formal Schooling	1999	2006
Percentage of young people (15-24 years) with basic literacy skills	-	-
School Life Expectancy (expected number of years of formal schooling from primary to tertiary education)	9.2	10.3
Pupil/Teacher Ratio in Primary Education	44.4	40.4
Trained Primary- School teachers as % of total	78.0	66.1
Public current expenditure on primary education as % of GNP	3.2	3.8

MAURITIUS

Total Population: 1.25 million (2006) of which 24.6% are under 15 years old (2005)

EFA Goal 1 Expanding and improving comprehensive early childhood care and education, especially for the most vulnerable and disadvantaged children.

GER in Pre Primary Education (%)



Age group (2007):
3-4 years old

Percentage of private provision (2007) = **82%**

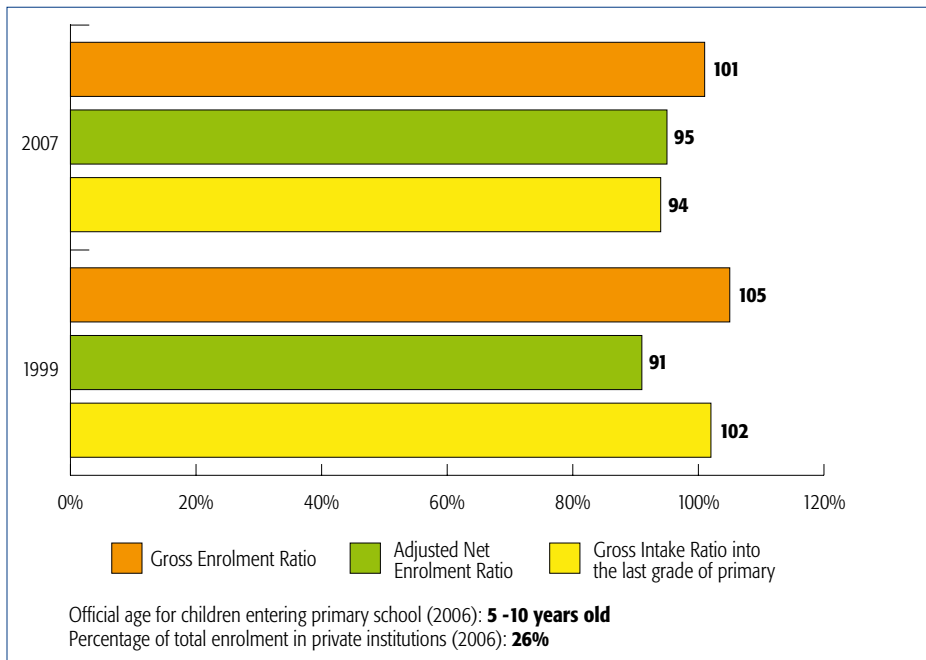
School life expectancy in Pre-primary (2007) = **2.0 years**

% of children under 5 years of age who are underweight (moderate or severe) = **15%**

EFA Goal 2 Ensuring that by 2015 all children, particularly girls, children in difficult circumstances and those belonging to ethnic minorities, have access to, and complete, free and compulsory primary education of good quality.

MDG Goal 2 Achieve UPE - **Target 3** Ensure that, by 2015, children everywhere, boys and girls alike, will be able to complete a full course of primary schooling.

Primary Education – Access and Participation



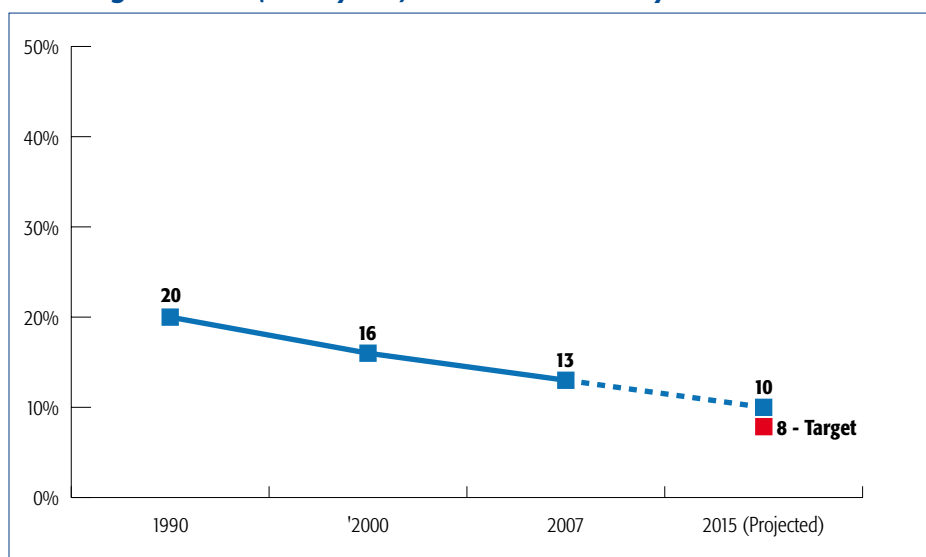
GER > 95%

Ninety five percent of children of official primary school age are enrolled.

Number of out of school children (2007) = **5,400**

EFA Goal 4 Achieving a 50 per cent improvement in levels of adult literacy by 2015, especially for women, and equitable access to basic and continuing education for all adults.

Percentage of adults (15-64 years) without basic literacy skills

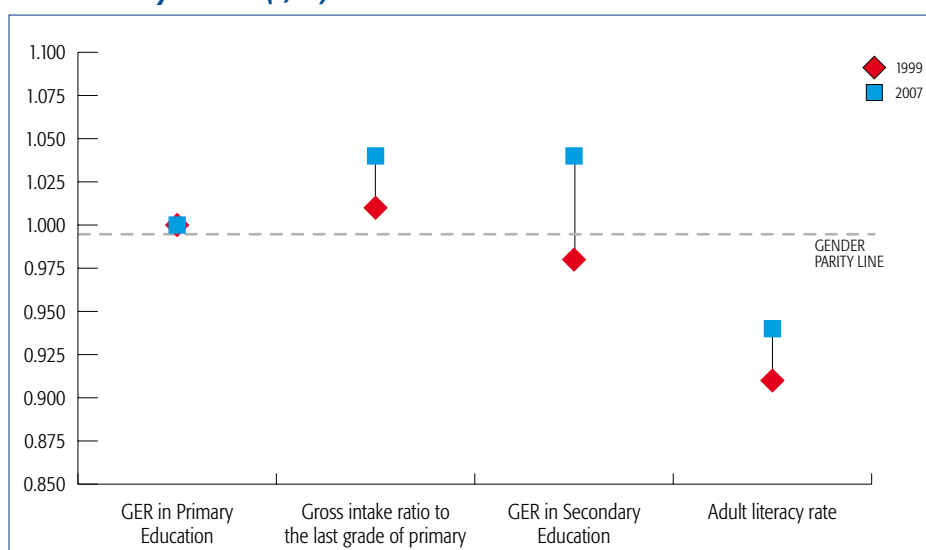


According to current projections, the projected percentage of adults without basic literacy skills by 2015 is two percentage points **higher** than the estimated EFA target rate.

EFA Goal 5 Eliminating gender disparities in primary and secondary education by 2005, and achieving gender equality in education by 2015, with a focus on ensuring girls' full and equal access to and achievement in basic education of good quality.

MDG Goal 3 Promote gender equality and empower women - **Target 1** Eliminate gender disparity in primary and secondary education, preferably by 2005, and in all levels of education no later than 2015.

Gender Parity Indices (F/M) for Selected Indicators



Gender **parity** has been achieved in accessing primary education

Gender **parity** has been achieved in Gross Intake Ratio to the last grade of primary education.

Gender **disparity** is to the disadvantage of **boys** in accessing secondary education.

Gender **disparities** for those adults recorded as being literate are to the disadvantage of **women**.

EFA Goal 6 Improving all aspects of the quality of education and ensuring excellence of all so that recognised and measurable learning outcomes are achieved by all, especially in literacy, numeracy and essential life skills.

Proxy Indicators of the Quality of Formal Schooling	1999	2005
Percentage of young people (15-24 years) with basic literacy skills	94.5	96.2
School Life Expectancy (expected number of years of formal schooling from primary to tertiary education)	12.1	13.5*
Pupil/Teacher Ratio in Primary Education	26.1	21.5
Trained Primary- School teachers as % of total	100.0	100.0
Public current expenditure on primary education as % of GNP	1.2	1.0**

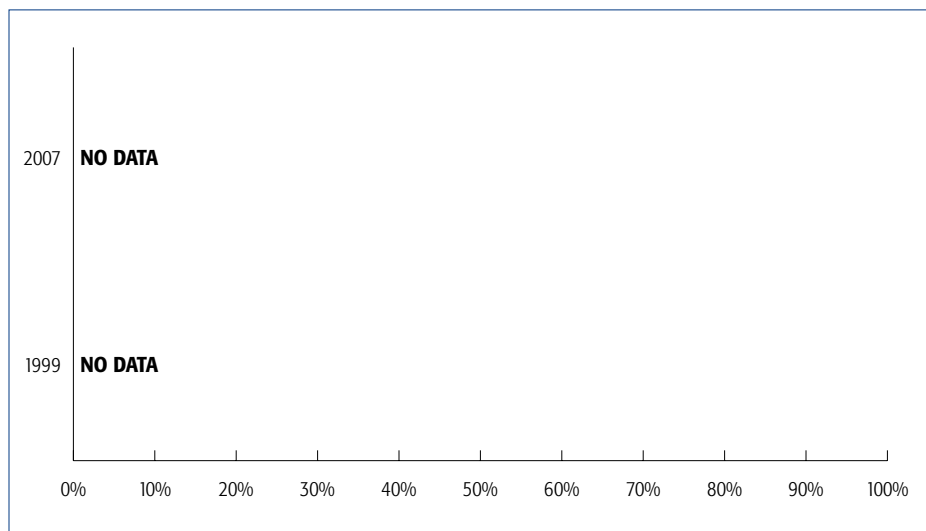
* School Life Expectancy corresponds to 2005. **Public current expenditure on primary education as % of GNP corresponds to 2006.

MOZAMBIQUE

Total Population: 20.97 million (2006) of which 24.6% are under 15 years old (2005)

EFA Goal 1 Expanding and improving comprehensive early childhood care and education, especially for the most vulnerable and disadvantaged children.

GER in Pre Primary Education (%)



Age group (2007):
3-5 years old

Percentage of private provision = **No Data**

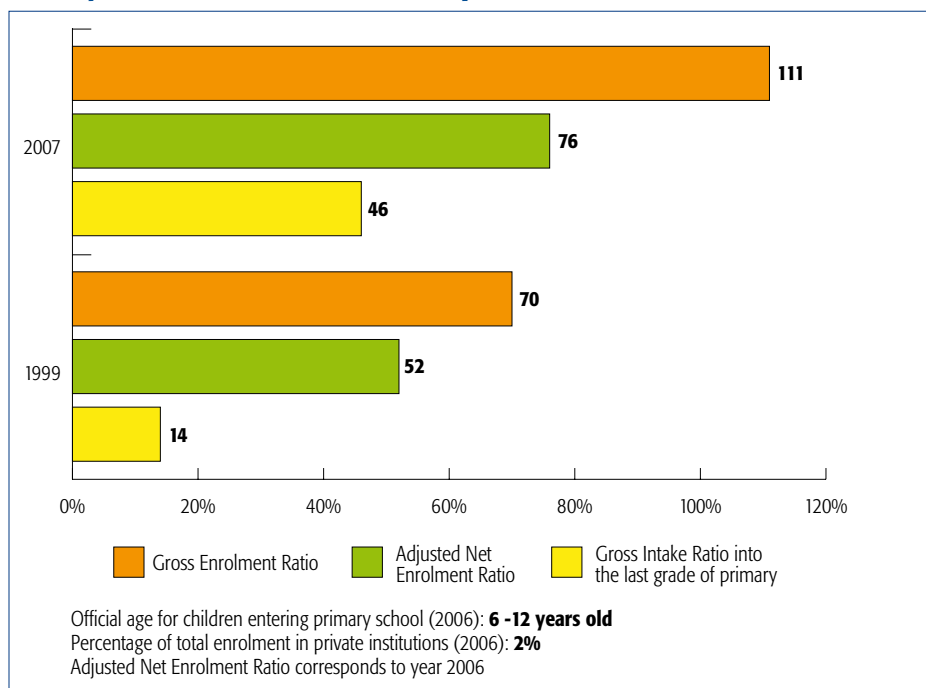
School life expectancy in Pre-primary = **No Data**

% of children under 5 years of age who are underweight (moderate or severe) = **24%**

EFA Goal 2 Ensuring that by 2015 all children, particularly girls, children in difficult circumstances and those belonging to ethnic minorities, have access to, and complete, free and compulsory primary education of good quality.

MDG Goal 2 Achieve UPE - **Target 3** Ensure that, by 2015, children everywhere, boys and girls alike, will be able to complete a full course of primary schooling.

Primary Education – Access and Participation



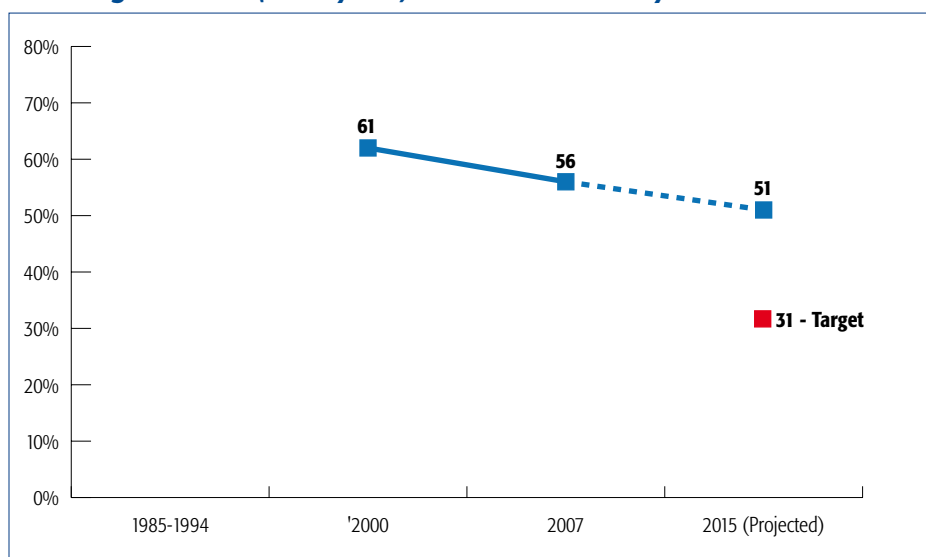
GER > 95%

Seventy percent of children of official primary school age are enrolled.

Number of out of school children (2006) = **954,000**

EFA Goal 4 Achieving a 50 per cent improvement in levels of adult literacy by 2015, especially for women, and equitable access to basic and continuing education for all adults.

Percentage of adults (15-64 years) without basic literacy skills

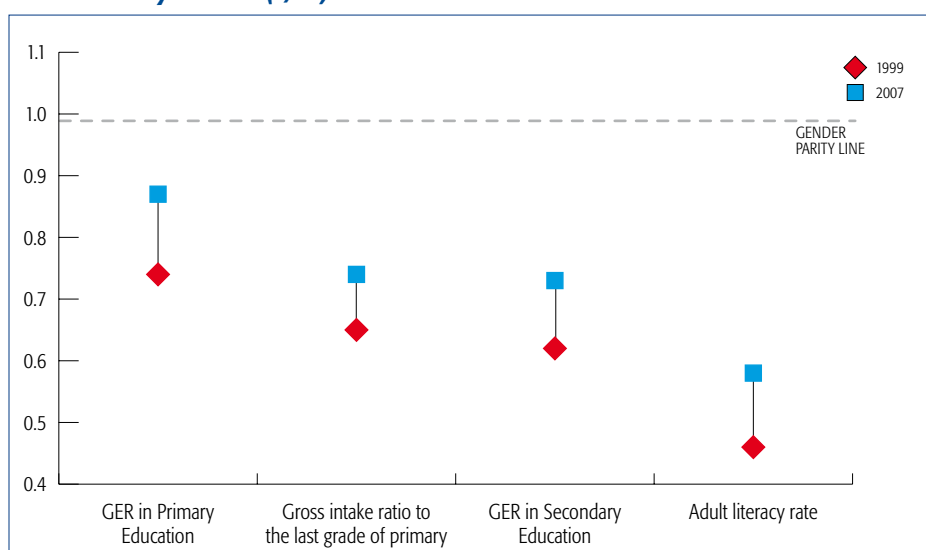


According to current projections, the projected percentage of adults without basic literacy skills by 2015 is twenty percentage points **higher** than the estimated EFA target rate.

EFA Goal 5 Eliminating gender disparities in primary and secondary education by 2005, and achieving gender equality in education by 2015, with a focus on ensuring girls' full and equal access to and achievement in basic education of good quality.

MDG Goal 3 Promote gender equality and empower women - **Target 1** Eliminate gender disparity in primary and secondary education, preferably by 2005, and in all levels of education no later than 2015.

Gender Parity Indices (F/M) for Selected Indicators



Gender **disparity** is to the disadvantage of **girls** in accessing primary education

Gender **disparity** is to the disadvantage of **girls** in Gross Intake Ratio to the last grade of primary education.

Gender **disparity** is to the disadvantage of **girls** in accessing secondary education.

Gender **disparities** for those adults recorded as being literate are to the disadvantage of **women**.

EFA Goal 6 Improving all aspects of the quality of education and ensuring excellence of all so that recognised and measurable learning outcomes are achieved by all, especially in literacy, numeracy and essential life skills.

Proxy Indicators of the Quality of Formal Schooling	1999	2005
Percentage of young people (15-24 years) with basic literacy skills	46.9	52.9
School Life Expectancy (expected number of years of formal schooling from primary to tertiary education)	5.4	8.3*
Pupil/Teacher Ratio in Primary Education	61.5	64.8
Trained Primary- School teachers as % of total	-	63.2
Public current expenditure on primary education as % of GNP	-	2.4

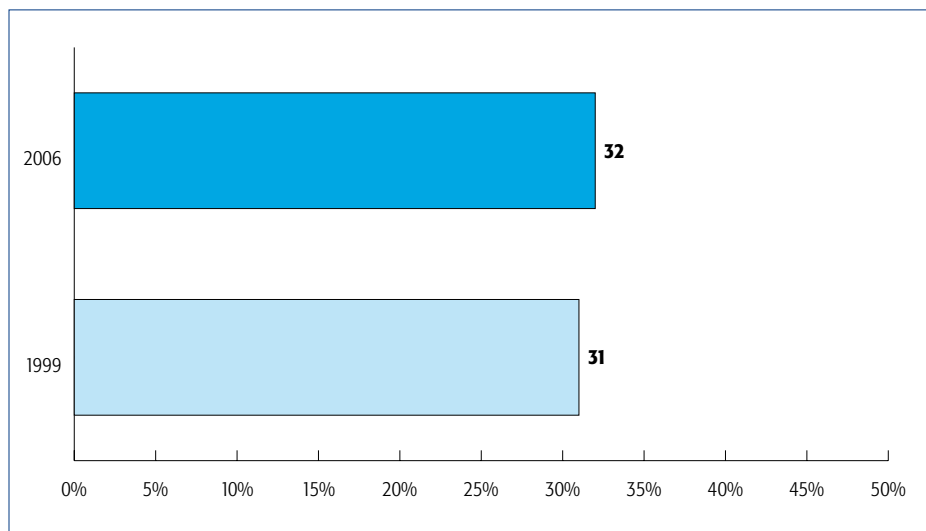
* School Life Expectancy corresponds to 2005.

NAMIBIA

Total Population: 2.05 million (2006) of which 41.5% are under 15 years old (2005)

EFA Goal 1 Expanding and improving comprehensive early childhood care and education, especially for the most vulnerable and disadvantaged children.

GER in Pre Primary Education (%)



Age group (2007):
5-6 years old

Percentage of private provision = **No Data**

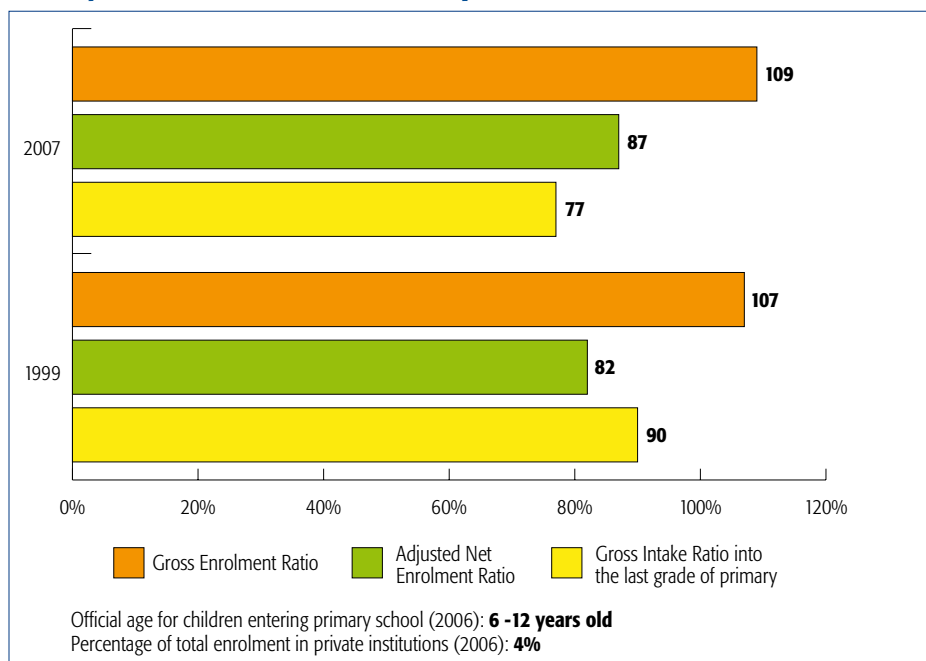
School life expectancy in Pre-primary = **0.6 years**

% of children under 5 years of age who are underweight (moderate or severe) = **24%**

EFA Goal 2 Ensuring that by 2015 all children, particularly girls, children in difficult circumstances and those belonging to ethnic minorities, have access to, and complete, free and compulsory primary education of good quality.

MDG Goal 2 Achieve UPE - **Target 3** Ensure that, by 2015, children everywhere, boys and girls alike, will be able to complete a full course of primary schooling.

Primary Education – Access and Participation



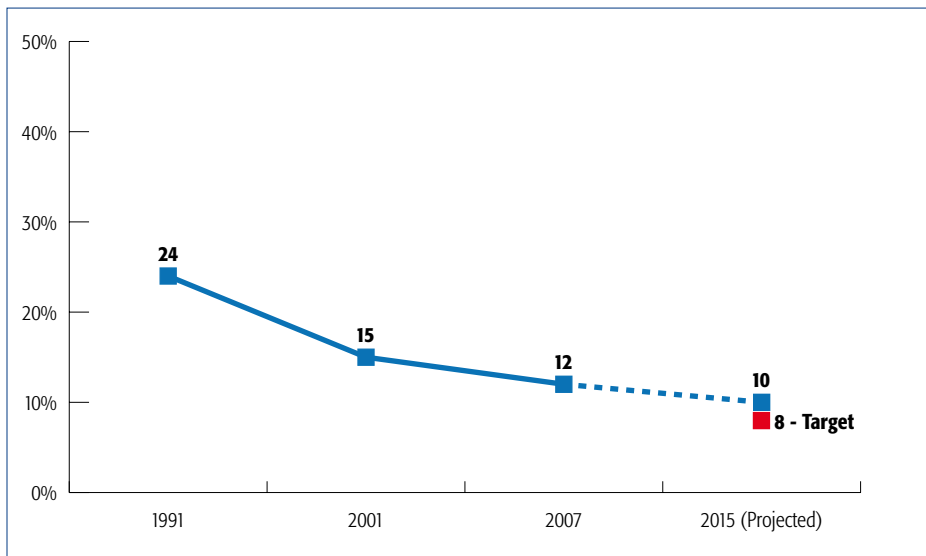
GER > 95%

Around 90% of children of official primary school age are enrolled.

Number of out of school children (2007) = **51,000**

EFA Goal 4 Achieving a 50 per cent improvement in levels of adult literacy by 2015, especially for women, and equitable access to basic and continuing education for all adults.

Percentage of adults (15-64 years) without basic literacy skills



According to current projections, the projected percentage of adults without basic literacy skills by 2015 is two percentage points **higher** than the estimated EFA target rate.

EFA Goal 5 Eliminating gender disparities in primary and secondary education by 2005, and achieving gender equality in education by 2015, with a focus on ensuring girls' full and equal access to and achievement in basic education of good quality.

MDG Goal 3 Promote gender equality and empower women - **Target 1** Eliminate gender disparity in primary and secondary education, preferably by 2005, and in all levels of education no later than 2015.

Gender Parity Indices (F/M) for Selected Indicators



Gender **parity** has been achieved in accessing primary education

Gender **disparity** is to the disadvantage of **boys** in Gross Intake Ratio to the last grade of primary education.

Gender **disparity** is to the disadvantage of **boys** in accessing secondary education.

Gender **parity** has been achieved for those adults recorded as being literate.

EFA Goal 6 Improving all aspects of the quality of education and ensuring excellence of all so that recognised and measurable learning outcomes are achieved by all, especially in literacy, numeracy and essential life skills.

Proxy Indicators of the Quality of Formal Schooling	1999	2005
Percentage of young people (15-24 years) with basic literacy skills	92.3	92.7
School Life Expectancy (expected number of years of formal schooling from primary to tertiary education)	-	10.8*
Pupil/Teacher Ratio in Primary Education	31.8	29.9
Trained Primary- School teachers as % of total	29.3	94.8
Public current expenditure on primary education as % of GNP	4.4	-

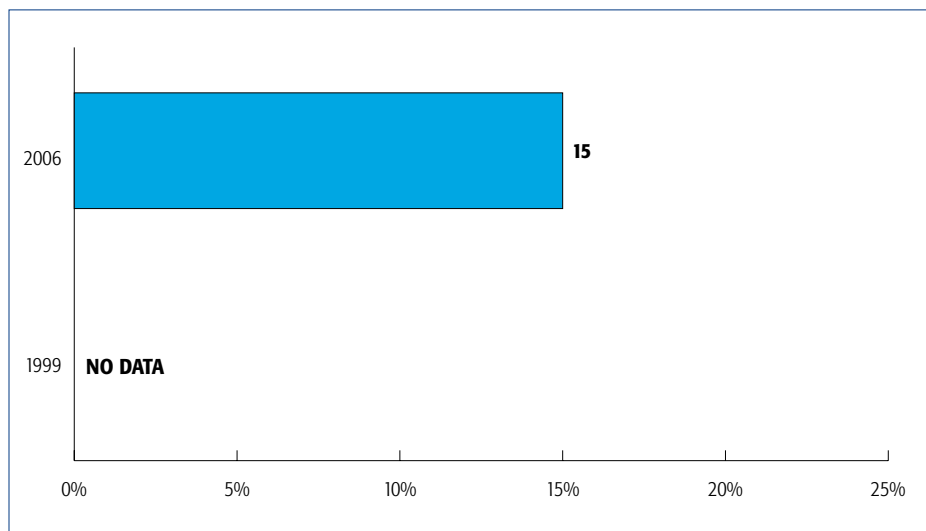
* School Life Expectancy corresponds to 2006.

NIGERIA

Total Population: 144.7 million (2006) of which 44.3% are under 15 years old (2005)

EFA Goal 1 Expanding and improving comprehensive early childhood care and education, especially for the most vulnerable and disadvantaged children.

GER in Pre Primary Education (%)



Age group (2007):
3-5 years old

Percentage of private provision = **No Data**

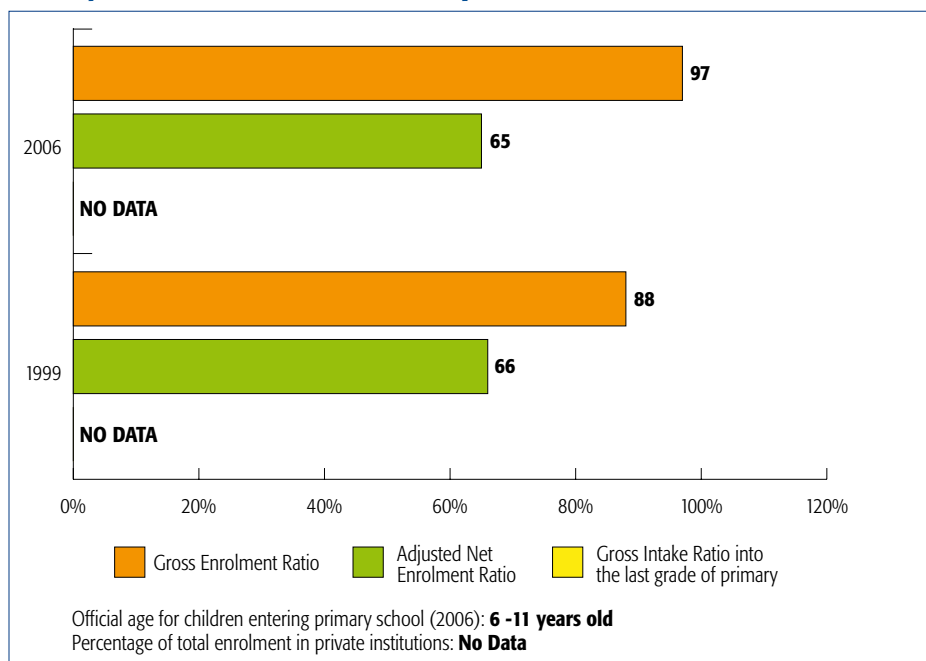
School life expectancy in Pre-primary (2006) = **0.5 years**

% of children under 5 years of age who are underweight (moderate or severe) = **29%**

EFA Goal 2 Ensuring that by 2015 all children, particularly girls, children in difficult circumstances and those belonging to ethnic minorities, have access to, and complete, free and compulsory primary education of good quality.

MDG Goal 2 Achieve UPE - **Target 3** Ensure that, by 2015, children everywhere, boys and girls alike, will be able to complete a full course of primary schooling.

Primary Education – Access and Participation



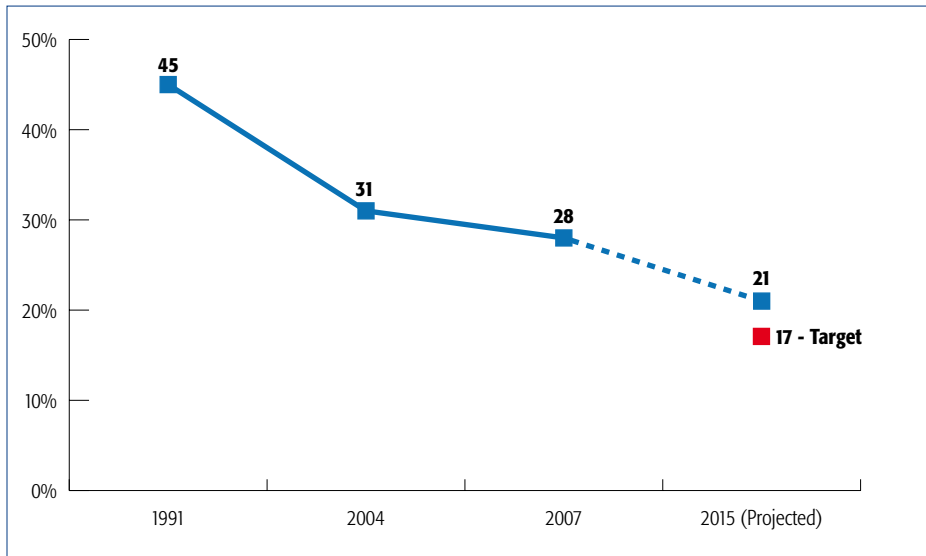
GER > 95%

Almost two thirds of children of official primary school age are enrolled.

Number of out of school children (2005) = **8,190,000**

EFA Goal 4 Achieving a 50 per cent improvement in levels of adult literacy by 2015, especially for women, and equitable access to basic and continuing education for all adults.

Percentage of adults (15-64 years) without basic literacy skills

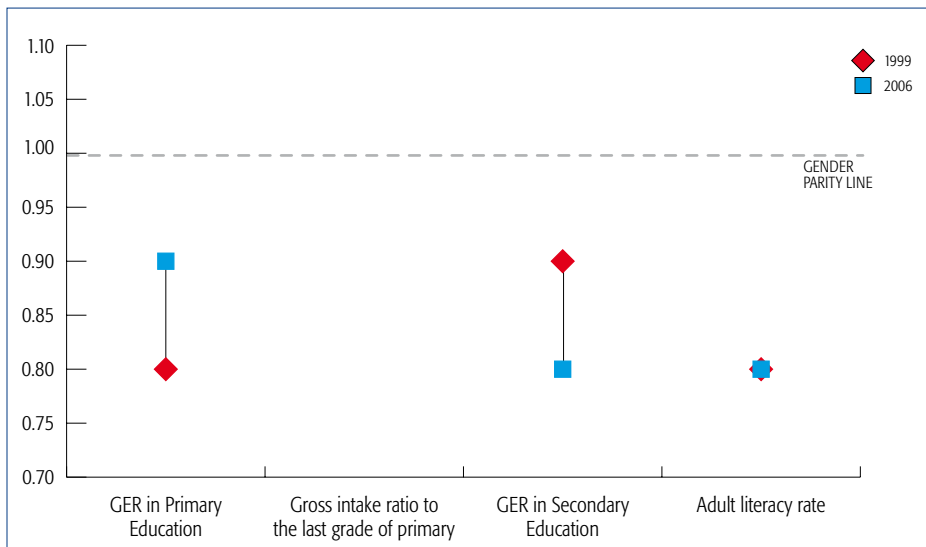


According to current projections, the projected percentage of adults without basic literacy skills by 2015 is four percentage points **higher** than the estimated EFA target rate.

EFA Goal 5 Eliminating gender disparities in primary and secondary education by 2005, and achieving gender equality in education by 2015, with a focus on ensuring girls' full and equal access to and achievement in basic education of good quality.

MDG Goal 3 Promote gender equality and empower women - **Target 1** Eliminate gender disparity in primary and secondary education, preferably by 2005, and in all levels of education no later than 2015.

Gender Parity Indices (F/M) for Selected Indicators



Gender **disparity** is to the disadvantage of **girls** in accessing primary education.

No Data Available for Gross Intake Ratio to the last grade of primary education

Gender **disparity** is to the disadvantage of **girls** in accessing secondary education.

Gender **disparities** for those adults recorded as being literate are to the disadvantage of **women**.

EFA Goal 6 Improving all aspects of the quality of education and ensuring excellence of all so that recognised and measurable learning outcomes are achieved by all, especially in literacy, numeracy and essential life skills.

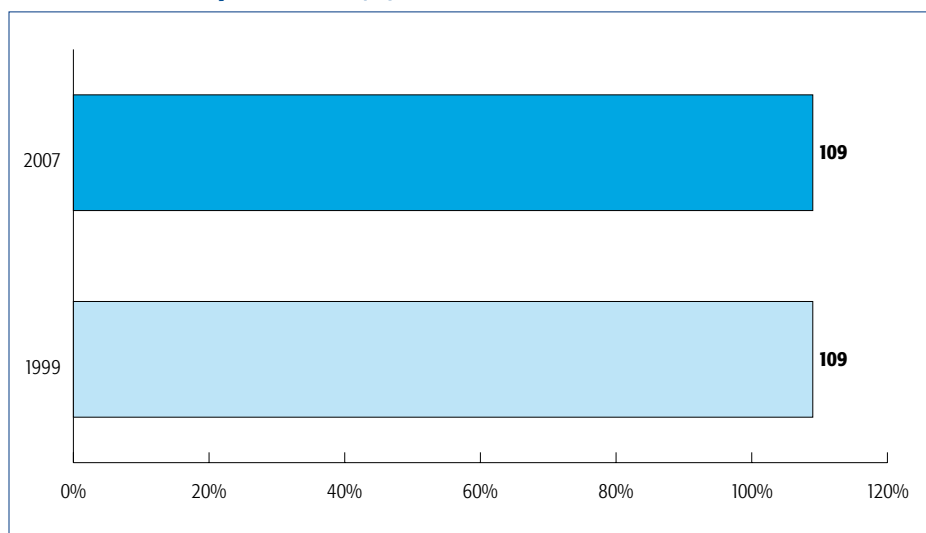
Proxy Indicators of the Quality of Formal Schooling	1999	2006
Percentage of young people (15-24 years) with basic literacy skills	84.7	86.7
School Life Expectancy (expected number of years of formal schooling from primary to tertiary education)	7.3	-
Pupil/Teacher Ratio in Primary Education	41.4	40.4
Trained Primary- School teachers as % of total	-	51.2
Public current expenditure on primary education as % of GNP	-	-

SEYCHELLES

Total Population: 0.08 million (2006) of which 40.2% are under 15 years old (2005)

EFA Goal 1 Expanding and improving comprehensive early childhood care and education, especially for the most vulnerable and disadvantaged children.

GER in Pre Primary Education (%)



Age group (2007):
4-5 years old

Percentage of private provision (2007) = **6%**

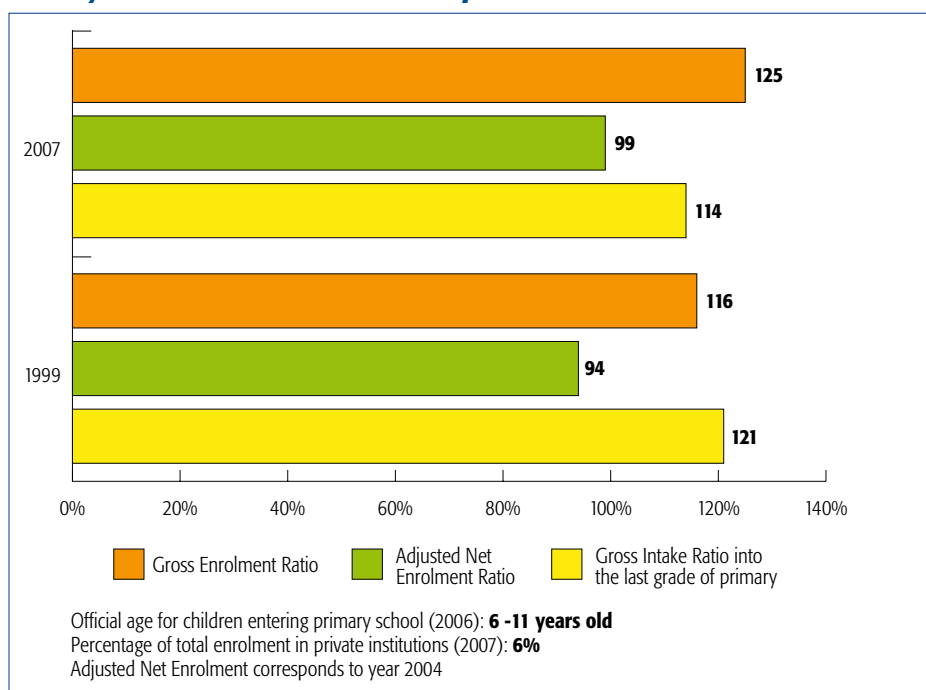
School life expectancy in Pre-primary (2007) = **2-3 years**

% of children under 5 years of age who are underweight (moderate or severe) = **No Data**

EFA Goal 2 Ensuring that by 2015 all children, particularly girls, children in difficult circumstances and those belonging to ethnic minorities, have access to, and complete, free and compulsory primary education of good quality.

MDG Goal 2 Achieve UPE - **Target 3** Ensure that, by 2015, children everywhere, boys and girls alike, will be able to complete a full course of primary schooling.

Primary Education – Access and Participation

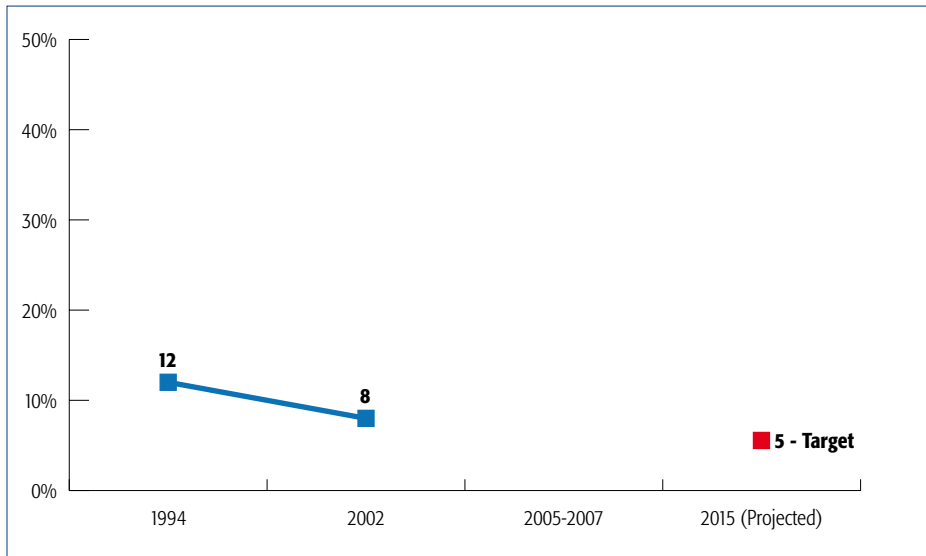


GER > 95%

Almost all of children of official primary school age are enrolled.

EFA Goal 4 Achieving a 50 per cent improvement in levels of adult literacy by 2015, especially for women, and equitable access to basic and continuing education for all adults.

Percentage of adults (15-64 years) without basic literacy skills

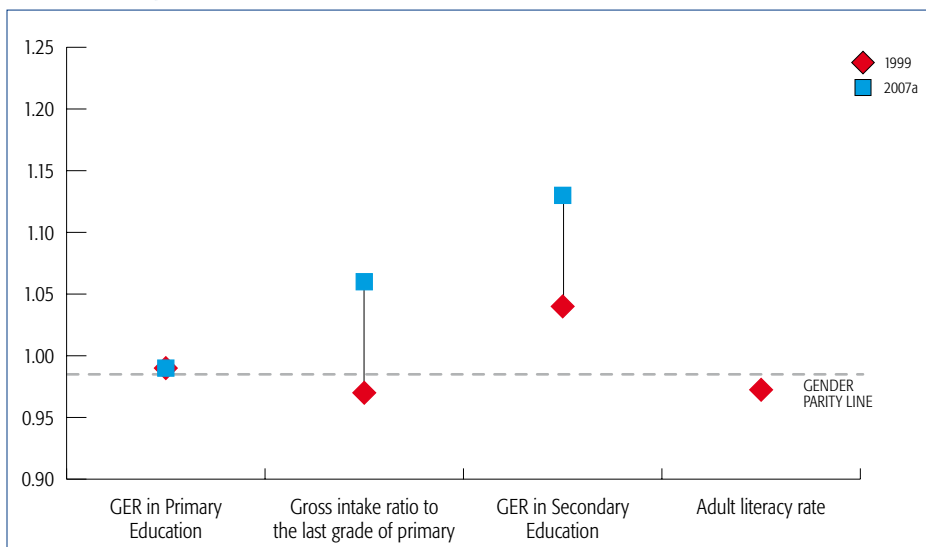


No projections available to evaluate country's prospects to achieve this EFA GOAL

EFA Goal 5 Eliminating gender disparities in primary and secondary education by 2005, and achieving gender equality in education by 2015, with a focus on ensuring girls' full and equal access to and achievement in basic education of good quality.

MDG Goal 3 Promote gender equality and empower women - **Target 1** Eliminate gender disparity in primary and secondary education, preferably by 2005, and in all levels of education no later than 2015.

Gender Parity Indices (F/M) for Selected Indicators



Gender **parity** has been achieved in accessing primary education

Gender **disparity** is to the disadvantage of **boys** in Gross Intake Ratio to the last grade of primary education.

Gender **disparity** is to the disadvantage of **boys** in accessing secondary education.

Gender **parity** had been achieved for those adults recorded as being literate back in 1999.

EFA Goal 6 Improving all aspects of the quality of education and ensuring excellence of all so that recognised and measurable learning outcomes are achieved by all, especially in literacy, numeracy and essential life skills.

Proxy Indicators of the Quality of Formal Schooling	1999	2007
Percentage of young people (15-24 years) with basic literacy skills		
School Life Expectancy (expected number of years of formal schooling from primary to tertiary education)	14.0	13.4*
Pupil/Teacher Ratio in Primary Education	14.7	12.5
Trained Primary- School teachers as % of total	82.3	-
Public current expenditure on primary education as % of GNP	-	1.2**

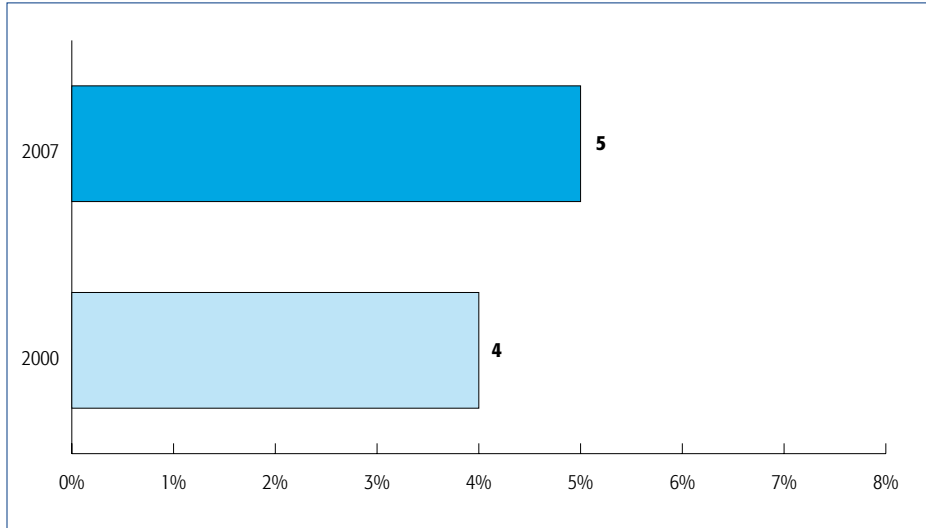
* School Life Expectancy corresponds to 2005. ** Public current expenditure on primary education as % of GNP corresponds to 2006.

SIERRA LEONE

Total Population: 5.74 million (2006) of which 42.8% are under 15 years old (2005)

EFA Goal 1 Expanding and improving comprehensive early childhood care and education, especially for the most vulnerable and disadvantaged children.

GER in Pre Primary Education (%)



Age group (2007):
3-5 years old

Percentage of private provision (2007) = **50%**

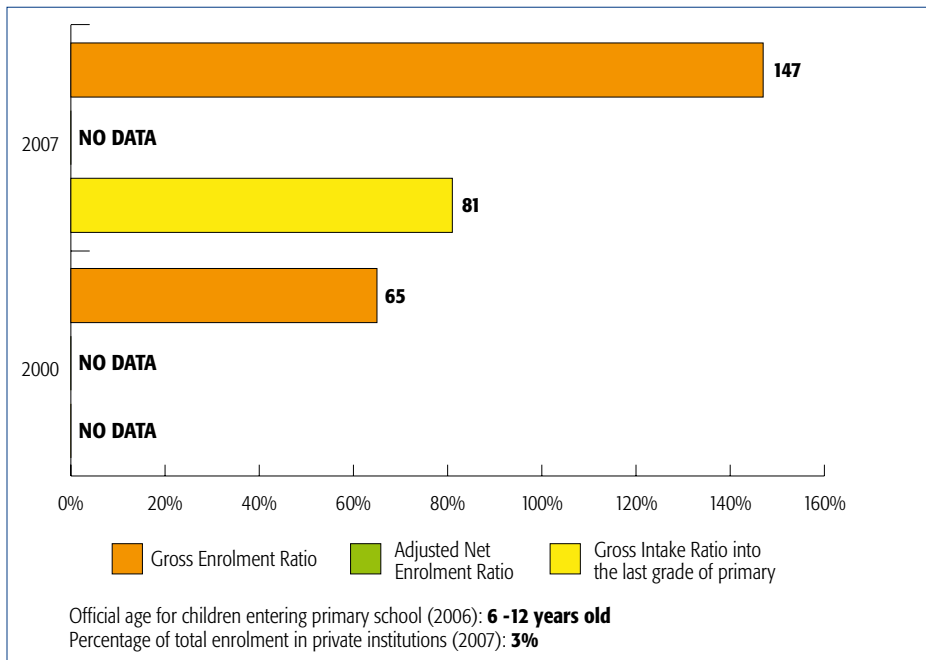
School life expectancy in Pre-primary (2007) = **0.1 years**

% of children under 5 years of age who are underweight (moderate or severe) = **30%**

EFA Goal 2 Ensuring that by 2015 all children, particularly girls, children in difficult circumstances and those belonging to ethnic minorities, have access to, and complete, free and compulsory primary education of good quality.

MDG Goal 2 Achieve UPE - **Target 3** Ensure that, by 2015, children everywhere, boys and girls alike, will be able to complete a full course of primary schooling.

Primary Education – Access and Participation



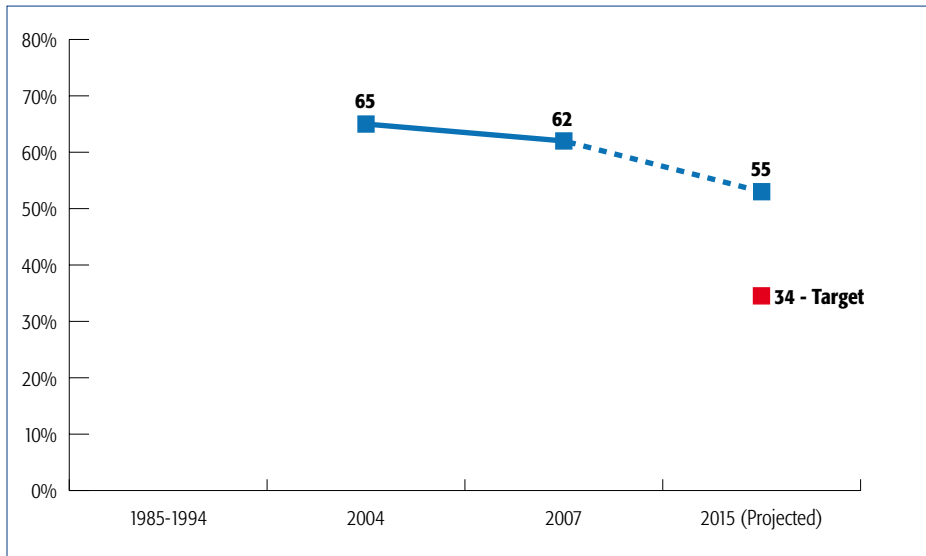
GER > 95%

Adjusted NER:
No data available

Number of out of school children (2005) = **No data available**

EFA Goal 4 Achieving a 50 per cent improvement in levels of adult literacy by 2015, especially for women, and equitable access to basic and continuing education for all adults.

Percentage of adults (15-64 years) without basic literacy skills

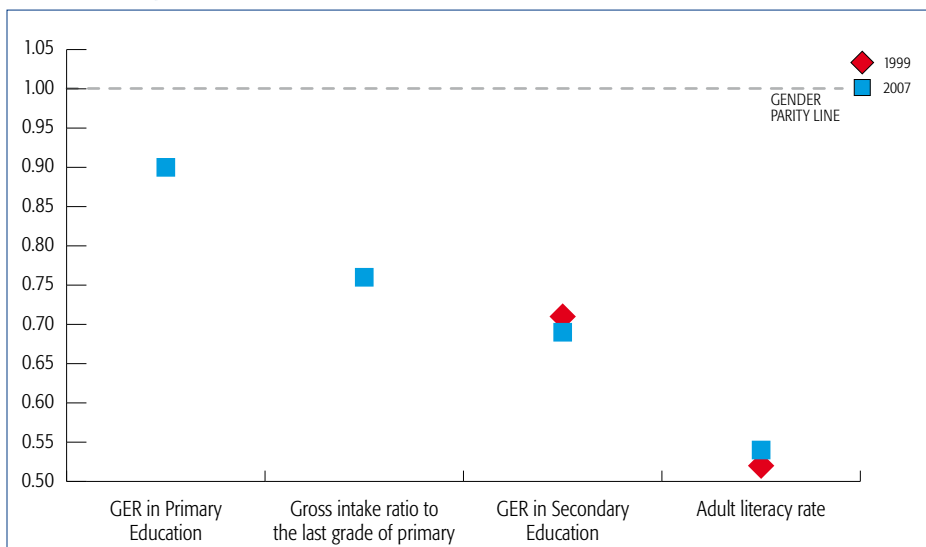


According to current projections, the projected percentage of adults without basic literacy skills by 2015 is nineteen percentage points **higher** than the estimated EFA target rate.

EFA Goal 5 Eliminating gender disparities in primary and secondary education by 2005, and achieving gender equality in education by 2015, with a focus on ensuring girls' full and equal access to and achievement in basic education of good quality.

MDG Goal 3 Promote gender equality and empower women - **Target 1** Eliminate gender disparity in primary and secondary education, preferably by 2005, and in all levels of education no later than 2015.

Gender Parity Indices (F/M) for Selected Indicators



Gender **disparity** is to the disadvantage of **girls** in accessing primary education.

Gender **disparity** is to the disadvantage of **girls** in Gross Intake Ratio to the last grade of primary education.

Gender **disparity** is to the disadvantage of **girls** in accessing secondary education.

Gender **disparities** for those adults recorded as being literate are to the disadvantage of **women**.

EFA Goal 6 Improving all aspects of the quality of education and ensuring excellence of all so that recognised and measurable learning outcomes are achieved by all, especially in literacy, numeracy and essential life skills.

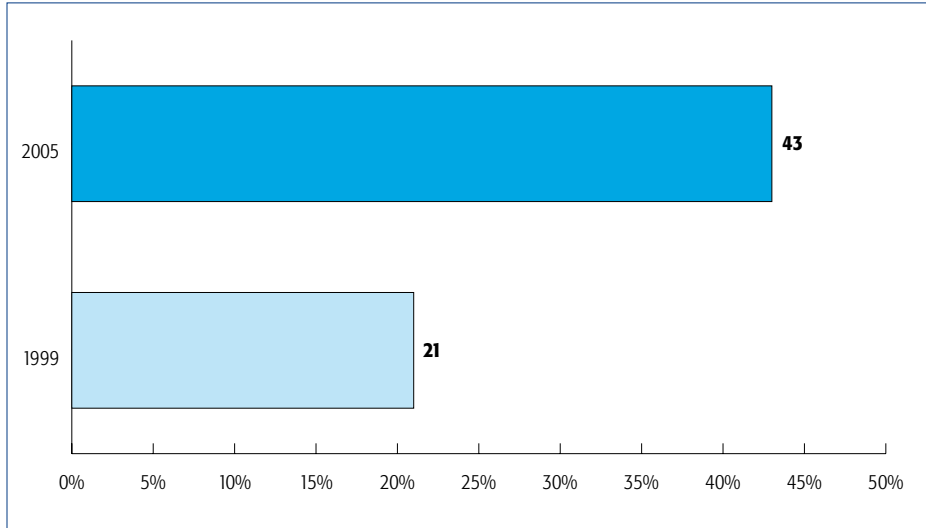
Proxy Indicators of the Quality of Formal Schooling	1999	2007
Percentage of young people (15-24 years) with basic literacy skills	47.9	54.1
School Life Expectancy (expected number of years of formal schooling from primary to tertiary education)	-	-
Pupil/Teacher Ratio in Primary Education	-	43.7
Trained Primary- School teachers as % of total	-	49.4
Public current expenditure on primary education as % of GNP	-	-

SOUTH AFRICA

Total Population: 48.28 million (2006) of which 32.7% are under 15 years old (2005)

EFA Goal 1 Expanding and improving comprehensive early childhood care and education, especially for the most vulnerable and disadvantaged children.

GER in Pre Primary Education (%)



Age group (2007):
6 years old

Percentage of private provision (2005) = **5%**

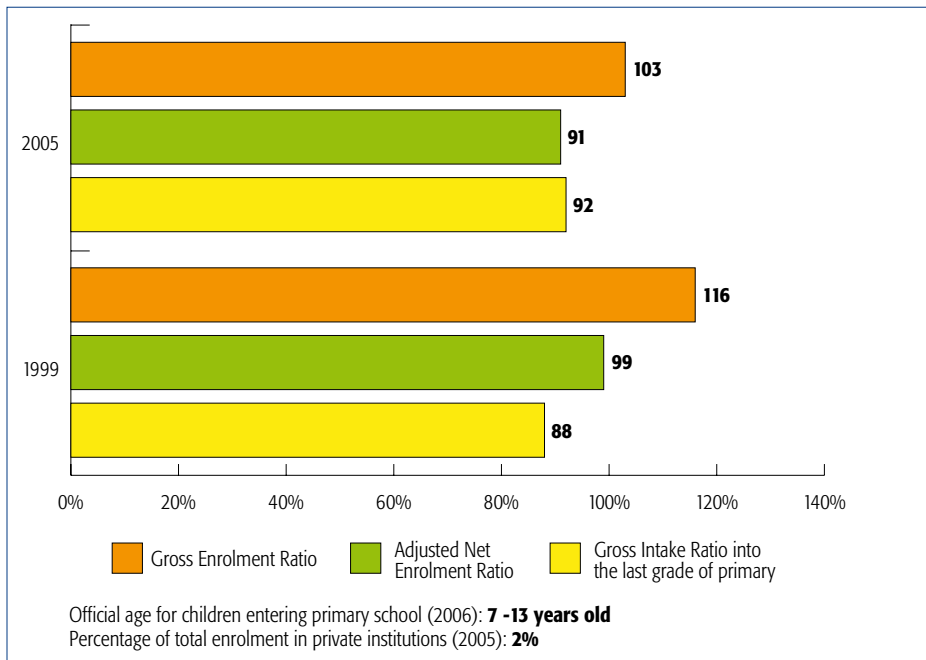
School life expectancy in Pre-primary (2005) = **0.4 years**

% of children under 5 years of age who are underweight (moderate or severe) = **12%**

EFA Goal 2 Ensuring that by 2015 all children, particularly girls, children in difficult circumstances and those belonging to ethnic minorities, have access to, and complete, free and compulsory primary education of good quality.

MDG Goal 2 Achieve UPE - **Target 3** Ensure that, by 2015, children everywhere, boys and girls alike, will be able to complete a full course of primary schooling.

Primary Education – Access and Participation



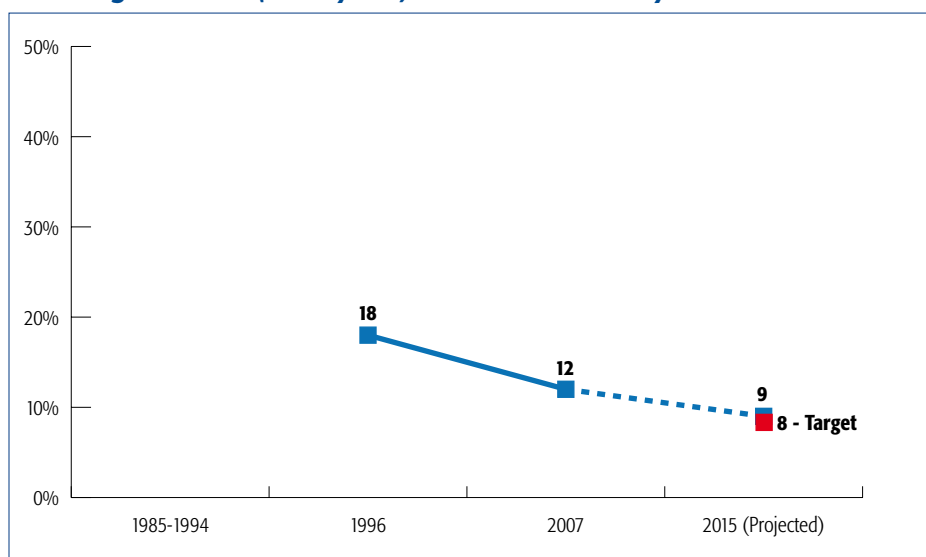
GER > 95%

Around **90%** of children of official primary school age are enrolled.

Number of out of school children (2005) = **606,000**

EFA Goal 4 Achieving a 50 per cent improvement in levels of adult literacy by 2015, especially for women, and equitable access to basic and continuing education for all adults.

Percentage of adults (15-64 years) without basic literacy skills

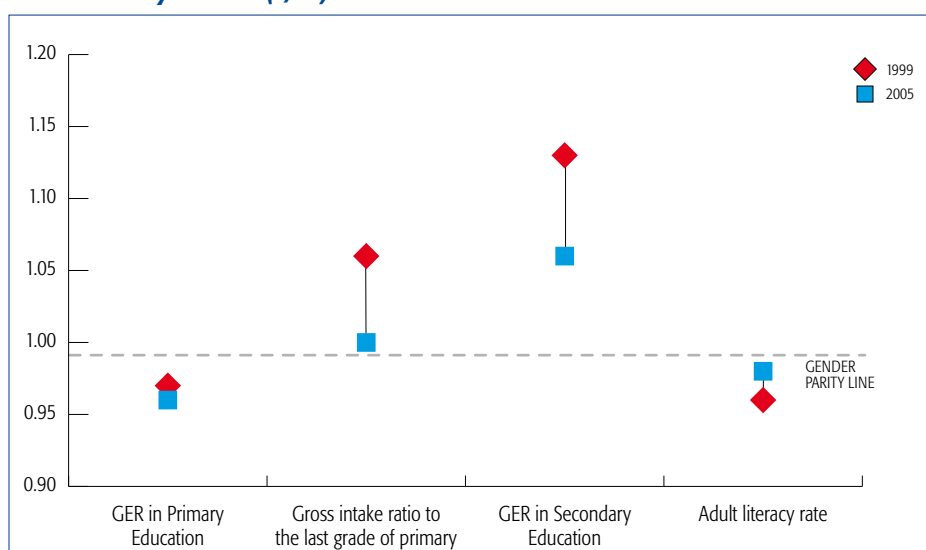


According to current projections, the projected percentage of adults without basic literacy skills by 2015 is one percentage points **higher** than the estimated EFA target rate.

EFA Goal 5 Eliminating gender disparities in primary and secondary education by 2005, and achieving gender equality in education by 2015, with a focus on ensuring girls' full and equal access to and achievement in basic education of good quality.

MDG Goal 3 Promote gender equality and empower women - **Target 1** Eliminate gender disparity in primary and secondary education, preferably by 2005, and in all levels of education no later than 2015.

Gender Parity Indices (F/M) for Selected Indicators



Gender **disparity** is to the disadvantage of **girls** in accessing primary education.

Gender **parity** has been achieved in Gross Intake Ratio to the last grade of primary education.

Gender **disparity** is to the disadvantage of **boys** in accessing secondary education.

Gender **parity** has been achieved for those adults recorded as being literate.

EFA Goal 6 Improving all aspects of the quality of education and ensuring excellence of all so that recognised and measurable learning outcomes are achieved by all, especially in literacy, numeracy and essential life skills.

Proxy Indicators of the Quality of Formal Schooling	1999	2007
Percentage of young people (15-24 years) with basic literacy skills	93.91	95.4
School Life Expectancy (expected number of years of formal schooling from primary to tertiary education)	13.5	13.1*
Pupil/Teacher Ratio in Primary Education	35.0	29.6
Trained Primary- School teachers as % of total	63.3	-
Public current expenditure on primary education as % of GNP	2.7	2.2

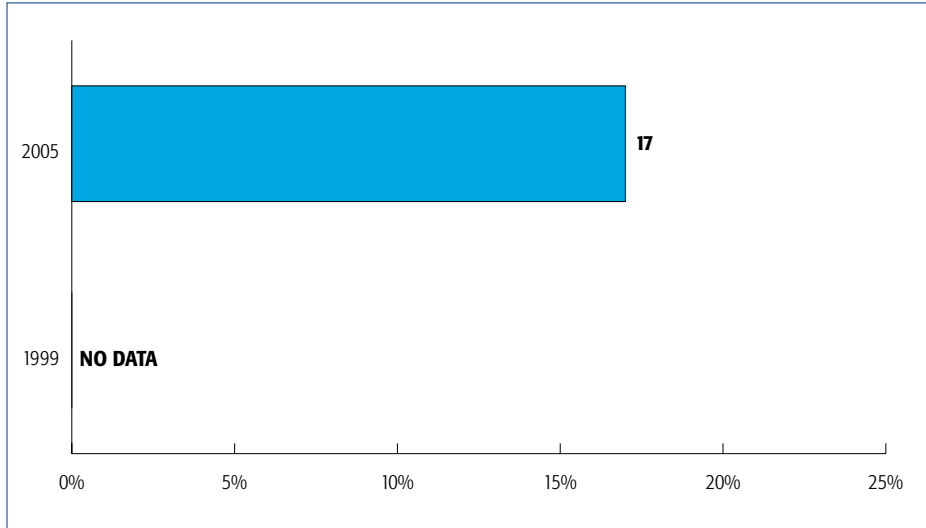
*School Life Expectancy and Pupil/Teacher Ratio in Primary Education corresponds to 2006.

SWAZILAND

Total Population: 1.13 million (2006) of which 40.9% are under 15 years old (2005)

EFA Goal 1 Expanding and improving comprehensive early childhood care and education, especially for the most vulnerable and disadvantaged children.

GER in Pre Primary Education (%)



Age group (2005):
3-5 years old

Percentage of private provision = **No Data**

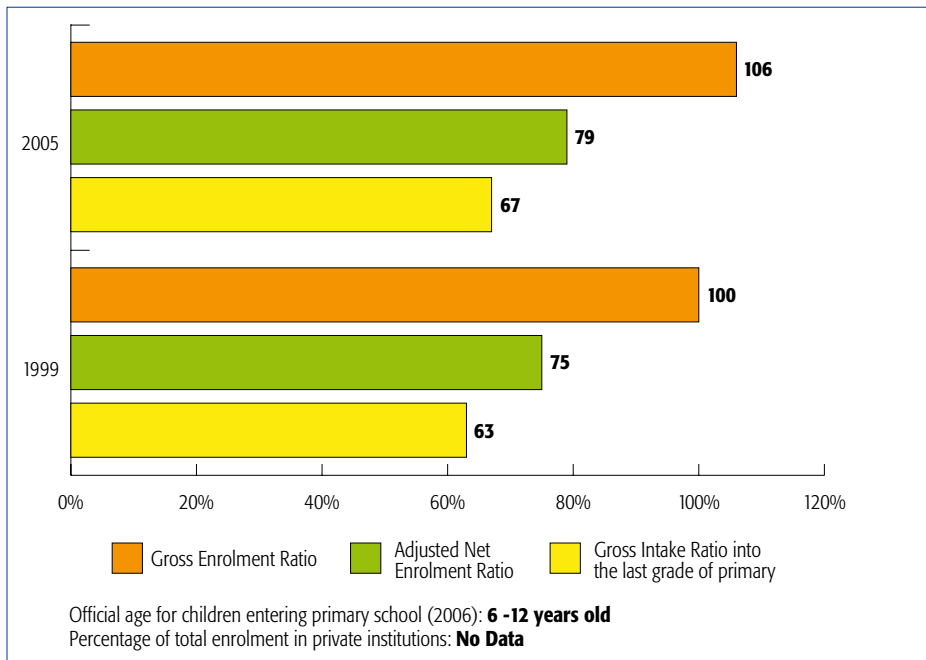
School life expectancy in Pre-primary (2005) = **0.5 years**

% of children under 5 years of age who are underweight (moderate or severe) = **10%**

EFA Goal 2 Ensuring that by 2015 all children, particularly girls, children in difficult circumstances and those belonging to ethnic minorities, have access to, and complete, free and compulsory primary education of good quality.

MDG Goal 2 Achieve UPE - **Target 3** Ensure that, by 2015, children everywhere, boys and girls alike, will be able to complete a full course of primary schooling.

Primary Education – Access and Participation



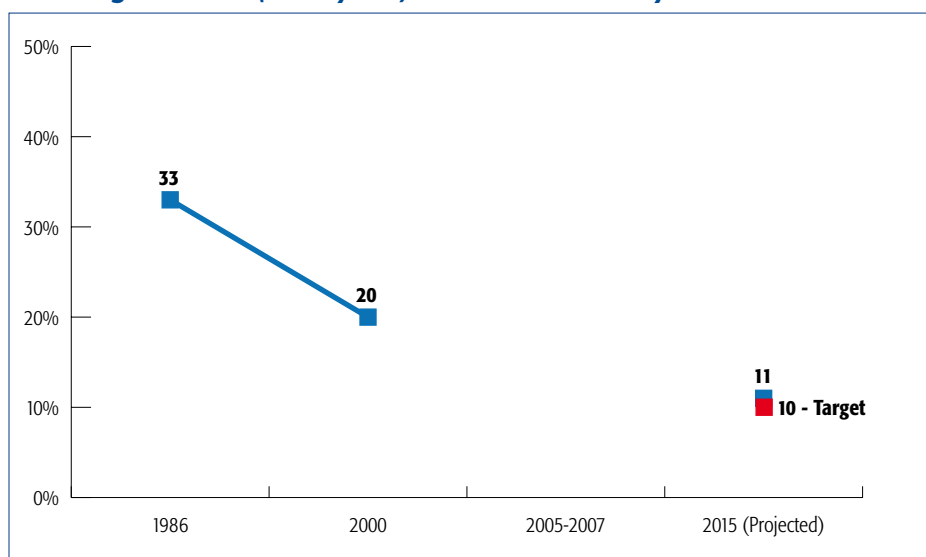
GER > 95%

Around 80% of children of official primary school age are enrolled.

Number of out of school children (2005) = **45,000**

EFA Goal 4 Achieving a 50 per cent improvement in levels of adult literacy by 2015, especially for women, and equitable access to basic and continuing education for all adults.

Percentage of adults (15-64 years) without basic literacy skills

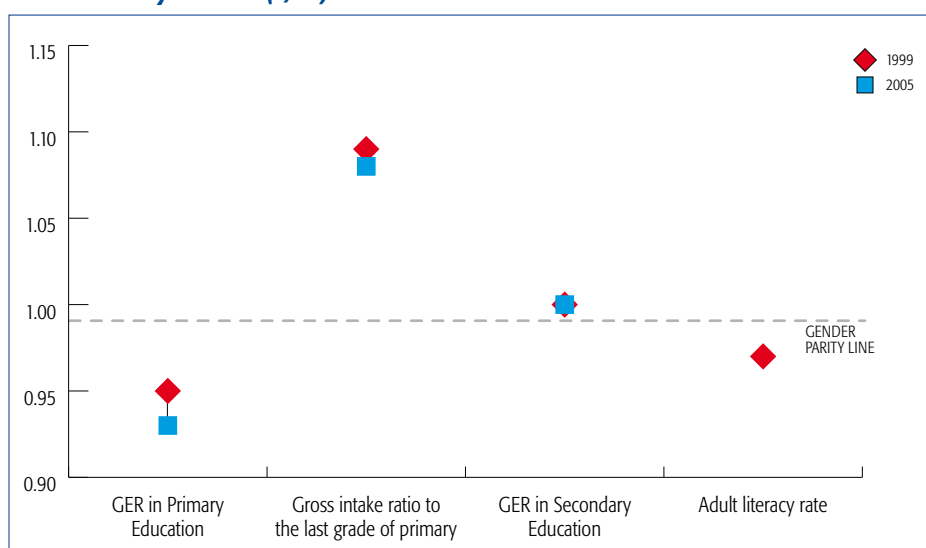


According to current projections, the projected percentage of adults without basic literacy skills by 2015 is one percentage points **higher** than the estimated EFA target rate.

EFA Goal 5 Eliminating gender disparities in primary and secondary education by 2005, and achieving gender equality in education by 2015, with a focus on ensuring girls' full and equal access to and achievement in basic education of good quality.

MDG Goal 3 Promote gender equality and empower women - **Target 1** Eliminate gender disparity in primary and secondary education, preferably by 2005, and in all levels of education no later than 2015.

Gender Parity Indices (F/M) for Selected Indicators



Gender **disparity** is to the disadvantage of **boys** in accessing primary education.

Gender **disparity** is to the disadvantage of **boys** in Gross Intake Ratio to the last grade of primary education.

Gender **parity** has been achieved in accessing secondary education

Gender **parity** had been achieved for those adults recorded as being literate back in 1999.

EFA Goal 6 Improving all aspects of the quality of education and ensuring excellence of all so that recognised and measurable learning outcomes are achieved by all, especially in literacy, numeracy and essential life skills.

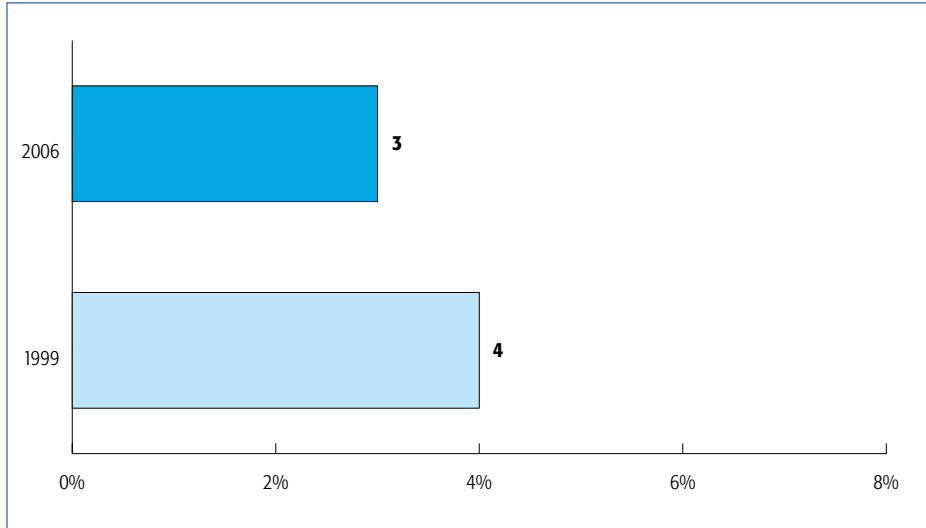
Proxy Indicators of the Quality of Formal Schooling	1999	2005
Percentage of young people (15-24 years) with basic literacy skills	88.4	–
School Life Expectancy (expected number of years of formal schooling from primary to tertiary education)	9.8	10.0
Pupil/Teacher Ratio in Primary Education	33.2	32.9
Trained Primary- School teachers as % of total	91.1	90.8
Public current expenditure on primary education as % of GNP	1.9	–

UGANDA

Total Population: 29.90 million (2006) of which 50.4% are under 15 years old (2005)

EFA Goal 1 Expanding and improving comprehensive early childhood care and education, especially for the most vulnerable and disadvantaged children.

GER in Pre Primary Education (%)



Age group (2007):
4-5 years old

Percentage of private provision (2006) = **100%**

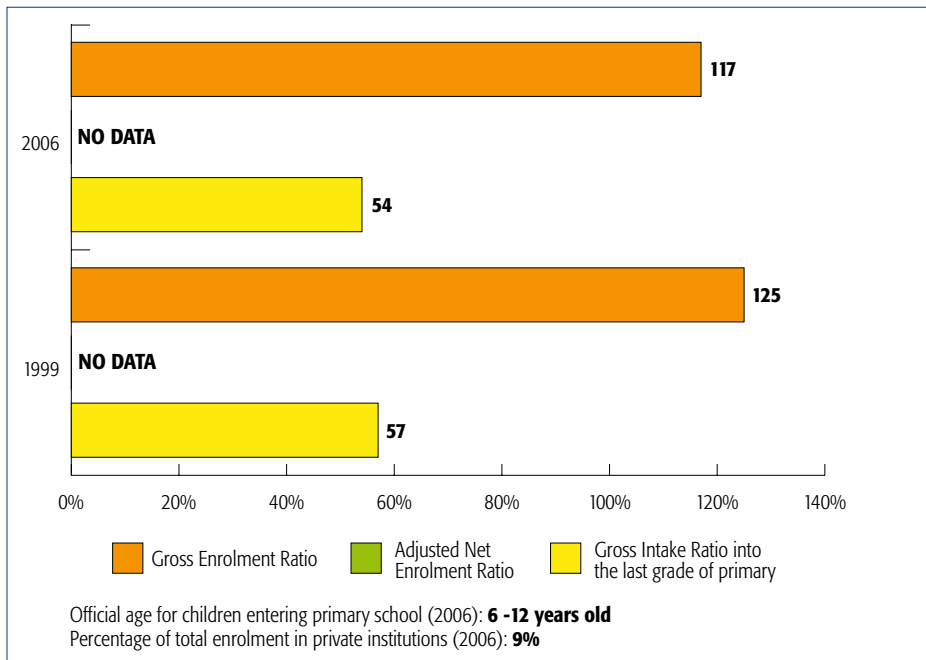
School life expectancy in Pre-primary (2006) = **0.1 years**

% of children under 5 years of age who are underweight (moderate or severe) = **20%**

EFA Goal 2 Ensuring that by 2015 all children, particularly girls, children in difficult circumstances and those belonging to ethnic minorities, have access to, and complete, free and compulsory primary education of good quality.

MDG Goal 2 Achieve UPE - **Target 3** Ensure that, by 2015, children everywhere, boys and girls alike, will be able to complete a full course of primary schooling.

Primary Education – Access and Participation



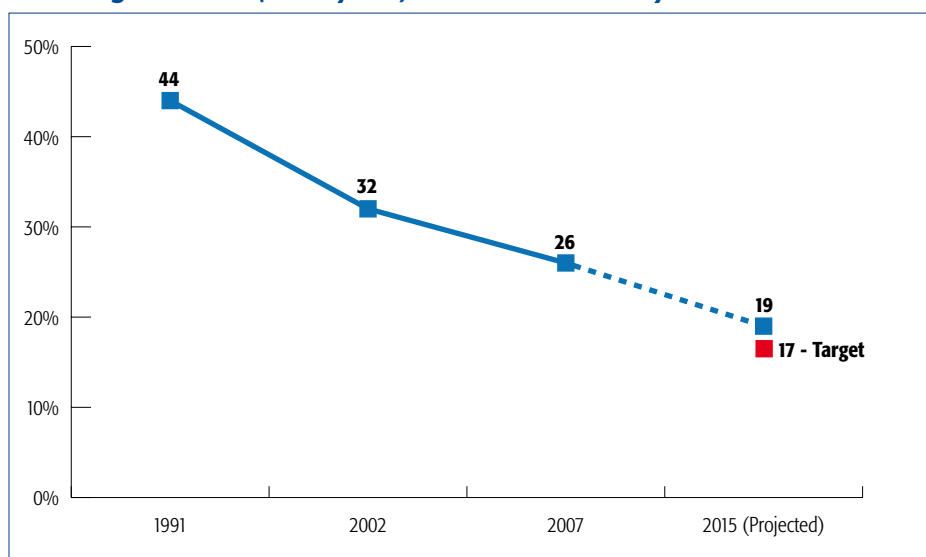
GER > 95%

Adjusted NER:
No data available

Number of out of school children
= No data available

EFA Goal 4 Achieving a 50 per cent improvement in levels of adult literacy by 2015, especially for women, and equitable access to basic and continuing education for all adults.

Percentage of adults (15-64 years) without basic literacy skills

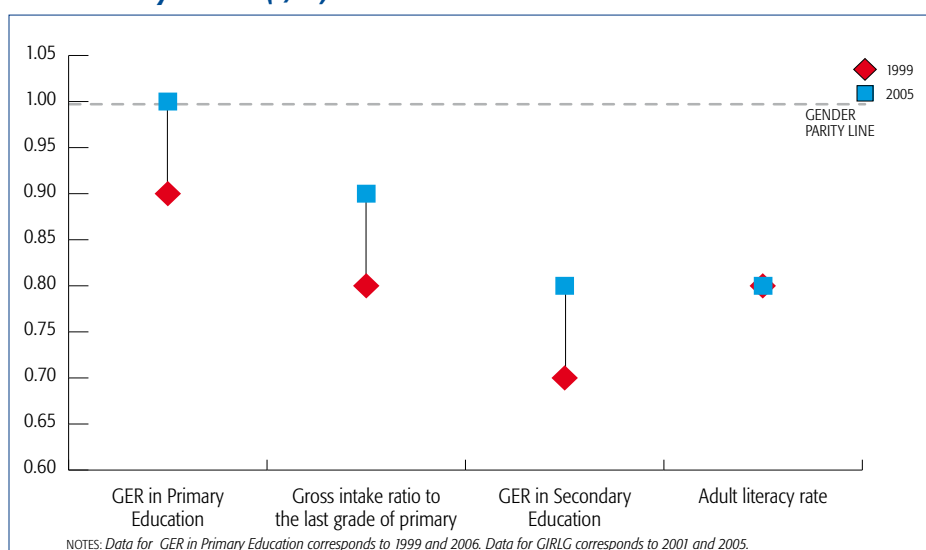


According to current projections, the projected percentage of adults without basic literacy skills by 2015 is two percentage points **higher** than the estimated EFA target rate.

EFA Goal 5 Eliminating gender disparities in primary and secondary education by 2005, and achieving gender equality in education by 2015, with a focus on ensuring girls' full and equal access to and achievement in basic education of good quality.

MDG Goal 3 Promote gender equality and empower women - **Target 1** Eliminate gender disparity in primary and secondary education, preferably by 2005, and in all levels of education no later than 2015.

Gender Parity Indices (F/M) for Selected Indicators



Gender **parity** has been achieved in accessing primary education

Gender **disparity** is to the disadvantage of **girls** in Gross Intake Ratio to the last grade of primary education.

Gender **disparity** is to the disadvantage of **girls** in accessing secondary education.

Gender **disparities** for those adults recorded as being literate are to the disadvantage of **women**.

EFA Goal 6 Improving all aspects of the quality of education and ensuring excellence of all so that recognised and measurable learning outcomes are achieved by all, especially in literacy, numeracy and essential life skills.

Proxy Indicators of the Quality of Formal Schooling	1999	2005
Percentage of young people (15-24 years) with basic literacy skills	80.8	86.3
School Life Expectancy (expected number of years of formal schooling from primary to tertiary education)	10.1	-
Pupil/Teacher Ratio in Primary Education	57.3	49.0*
Trained Primary- School teachers as % of total	-	84.8**
Public current expenditure on primary education as % of GNP	-	2.1

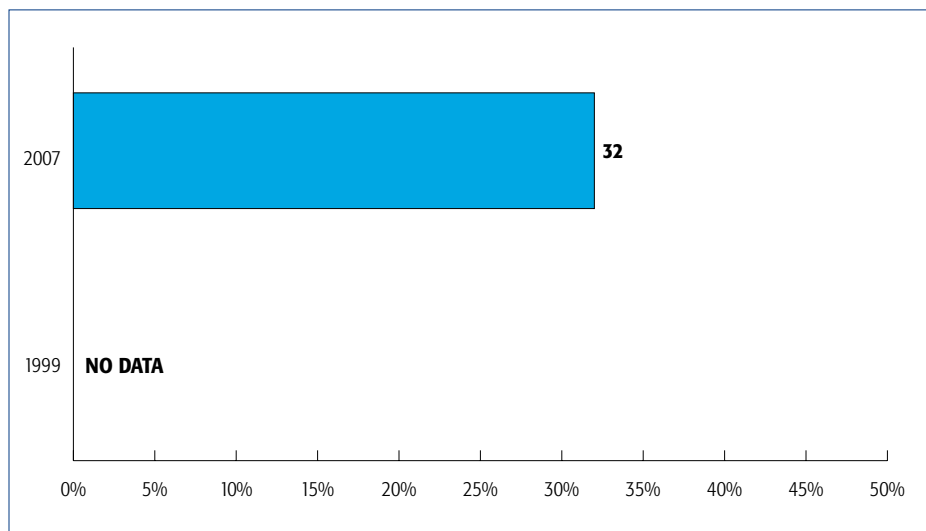
* Pupil/Teacher Ratio in Primary Education corresponds to 2006. ** Trained Primary-School teachers as % of total corresponds to 2005.

UNITED REPUBLIC OF TANZANIA

Total Population: 39.46 million (2006) of which 42.6% are under 15 years old (2005)

EFA Goal 1 Expanding and improving comprehensive early childhood care and education, especially for the most vulnerable and disadvantaged children.

GER in Pre Primary Education (%)



Age group (2007):
5-6 years old

Percentage of private provision (2007)
= 10%

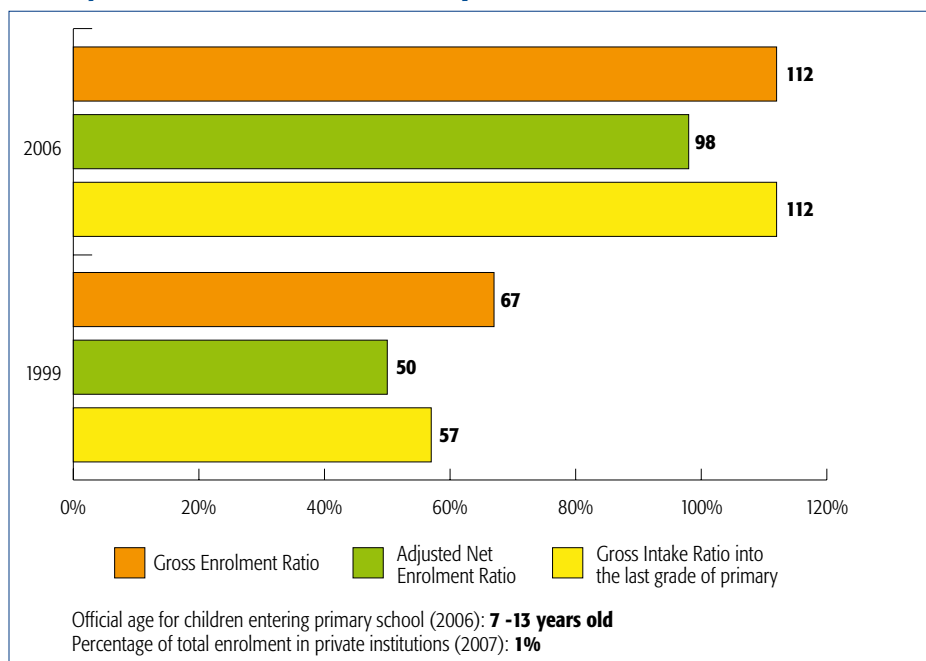
School life expectancy in Pre-primary (2006)
= 0.7 years

% of children under 5 years of age who are underweight (moderate or severe) **= 22%**

EFA Goal 2 Ensuring that by 2015 all children, particularly girls, children in difficult circumstances and those belonging to ethnic minorities, have access to, and complete, free and compulsory primary education of good quality.

MDG Goal 2 Achieve UPE - **Target 3** Ensure that, by 2015, children everywhere, boys and girls alike, will be able to complete a full course of primary schooling.

Primary Education – Access and Participation



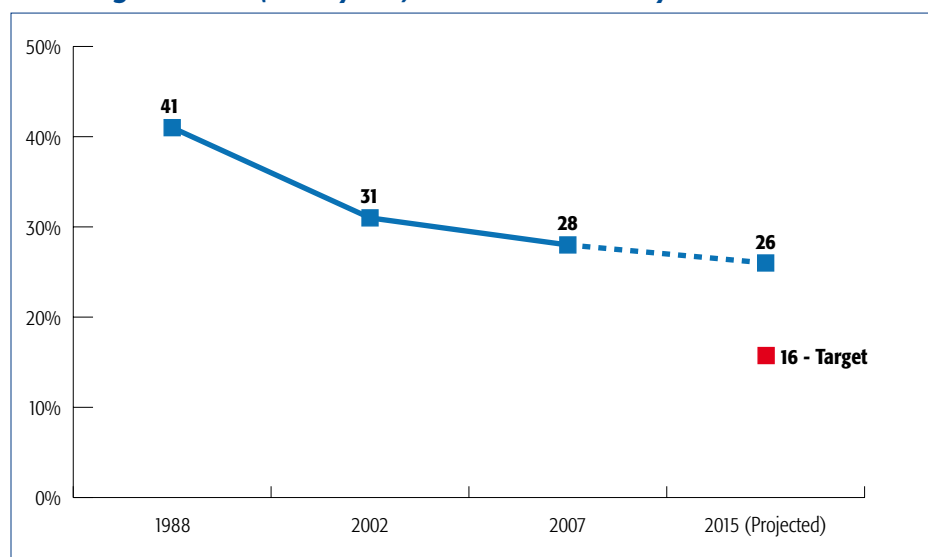
GER > 95%

Almost all of children of official primary school age are enrolled.

Number of out of school children (2006) = **413,000**

EFA Goal 4 Achieving a 50 per cent improvement in levels of adult literacy by 2015, especially for women, and equitable access to basic and continuing education for all adults.

Percentage of adults (15-64 years) without basic literacy skills

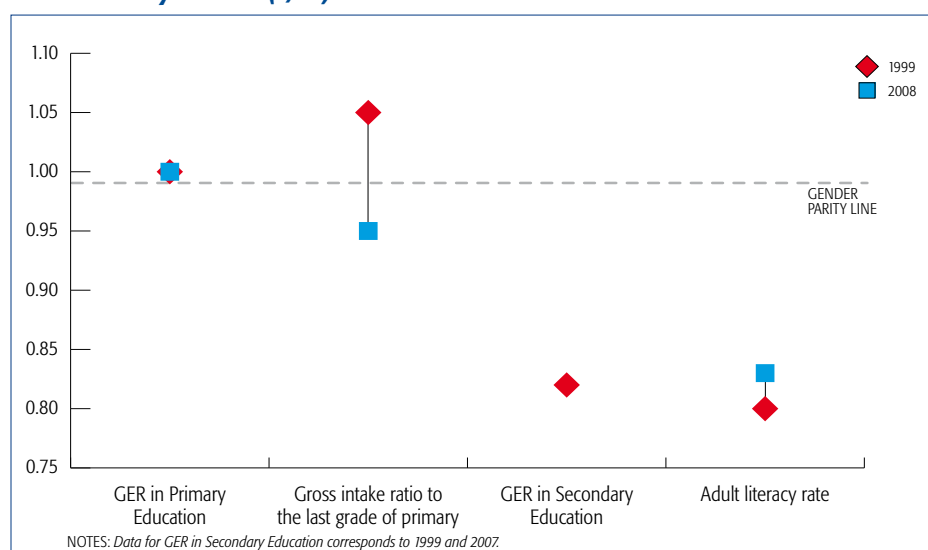


According to current projections, the projected percentage of adults without basic literacy skills by 2015 is ten percentage points **higher** than the estimated EFA target rate.

EFA Goal 5 Eliminating gender disparities in primary and secondary education by 2005, and achieving gender equality in education by 2015, with a focus on ensuring girls' full and equal access to and achievement in basic education of good quality.

MDG Goal 3 Promote gender equality and empower women - **Target 1** Eliminate gender disparity in primary and secondary education, preferably by 2005, and in all levels of education no later than 2015.

Gender Parity Indices (F/M) for Selected Indicators



Gender **parity** has been achieved in accessing primary education

Gender **disparity** is to the disadvantage of **girls** in Gross Intake Ratio to the last grade of primary education.

Gender **disparity** was to the disadvantage of **girls** in accessing secondary education, back in 1999.

Gender **disparities** for those adults recorded as being literate are to the disadvantage of **women**.

EFA Goal 6 Improving all aspects of the quality of education and ensuring excellence of all so that recognised and measurable learning outcomes are achieved by all, especially in literacy, numeracy and essential life skills.

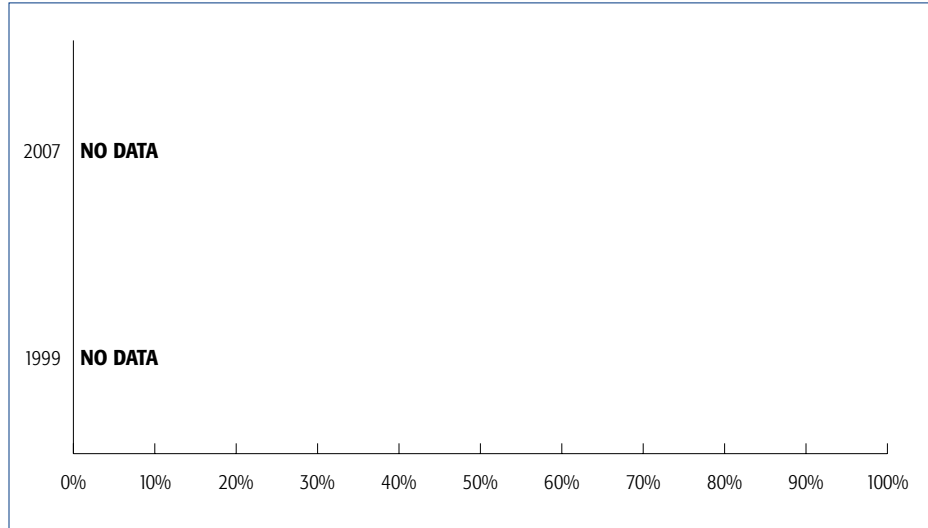
Proxy Indicators of the Quality of Formal Schooling	1999	2008
Percentage of young people (15-24 years) with basic literacy skills	78.4	77.5
School Life Expectancy (expected number of years of formal schooling from primary to tertiary education)	5.3	-
Pupil/Teacher Ratio in Primary Education	40.3	52.6
Trained Primary- School teachers as % of total	-	99.4
Public current expenditure on primary education as % of GNP	-	-

ZAMBIA

Total Population: 11.69 million (2006) of which 45.8% are under 15 years old (2005)

EFA Goal 1 Expanding and improving comprehensive early childhood care and education, especially for the most vulnerable and disadvantaged children.

GER in Pre Primary Education (%)



Age group (2005):
3-6 years old

Percentage of private provision (2007)
= No Data

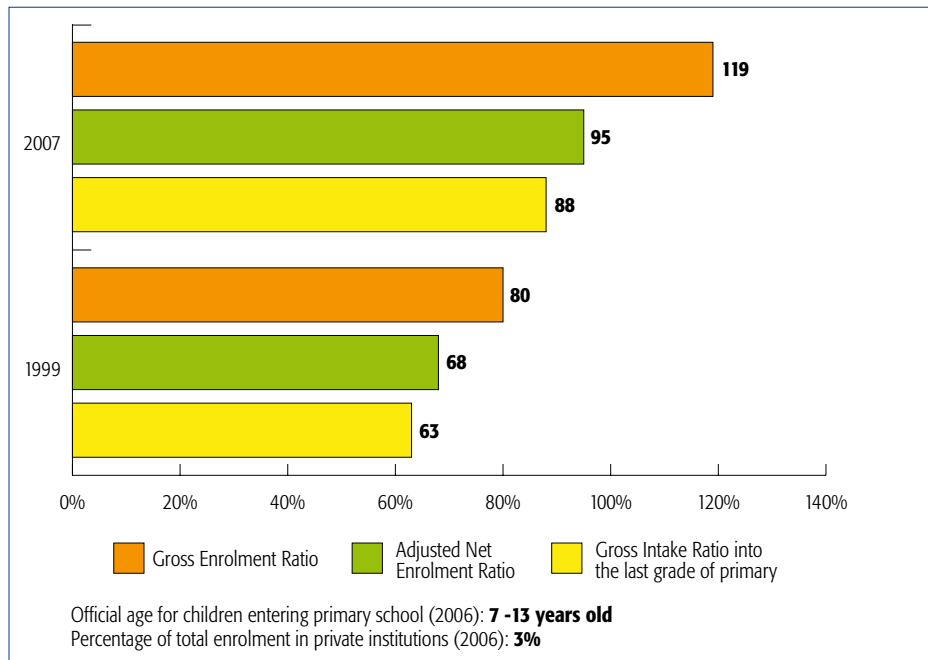
School life expectancy in Pre-primary = **No Data**

% of children under 5 years of age who are underweight (moderate or severe) = **20%**

EFA Goal 2 Ensuring that by 2015 all children, particularly girls, children in difficult circumstances and those belonging to ethnic minorities, have access to, and complete, free and compulsory primary education of good quality.

MDG Goal 2 Achieve UPE - **Target 3** Ensure that, by 2015, children everywhere, boys and girls alike, will be able to complete a full course of primary schooling.

Primary Education – Access and Participation



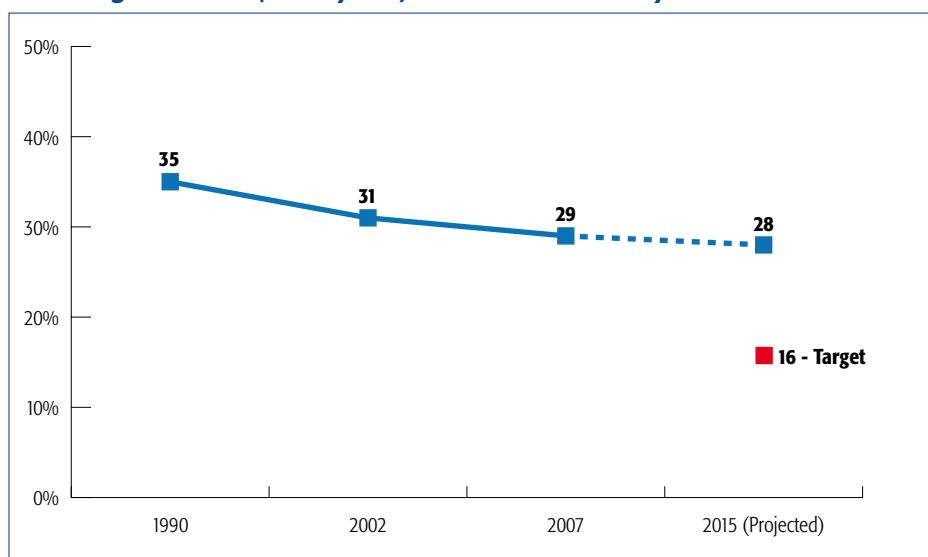
GER > 95%

Almost all of children of official primary school age are enrolled.

Number of out of school children (2007)
= 108,000

EFA Goal 4 Achieving a 50 per cent improvement in levels of adult literacy by 2015, especially for women, and equitable access to basic and continuing education for all adults.

Percentage of adults (15-64 years) without basic literacy skills

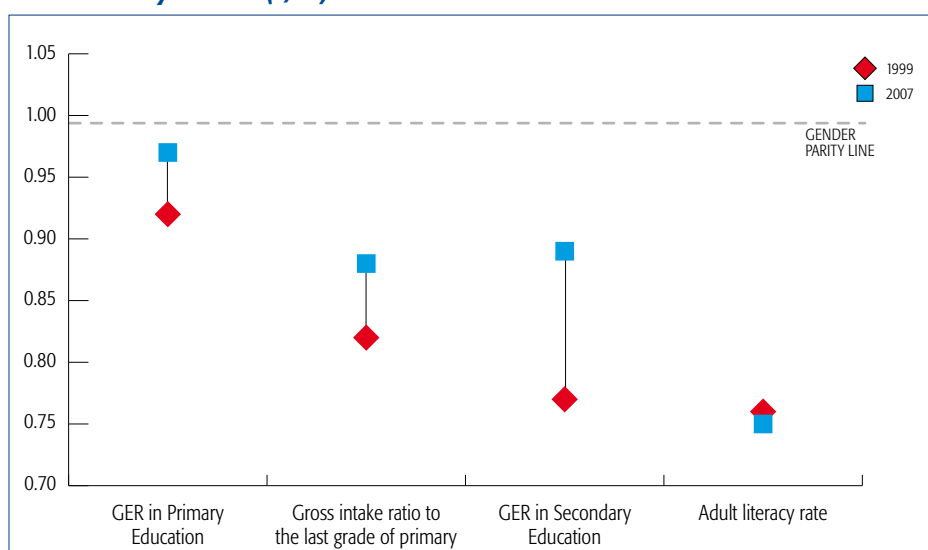


According to current projections, the projected percentage of adults without basic literacy skills by 2015 is twelve percentage points **higher** than the estimated EFA target rate.

EFA Goal 5 Eliminating gender disparities in primary and secondary education by 2005, and achieving gender equality in education by 2015, with a focus on ensuring girls' full and equal access to and achievement in basic education of good quality.

MDG Goal 3 Promote gender equality and empower women - **Target 1** Eliminate gender disparity in primary and secondary education, preferably by 2005, and in all levels of education no later than 2015.

Gender Parity Indices (F/M) for Selected Indicators



Gender **parity** has been achieved in accessing primary education

Gender **disparity** is to the disadvantage of **girls** in Gross Intake Ratio to the last grade of primary education.

Gender **disparity** is to the disadvantage of **girls** in accessing secondary education.

Gender **disparities** for those adults recorded as being literate are to the disadvantage of **women**.

EFA Goal 6 Improving all aspects of the quality of education and ensuring excellence of all so that recognised and measurable learning outcomes are achieved by all, especially in literacy, numeracy and essential life skills.

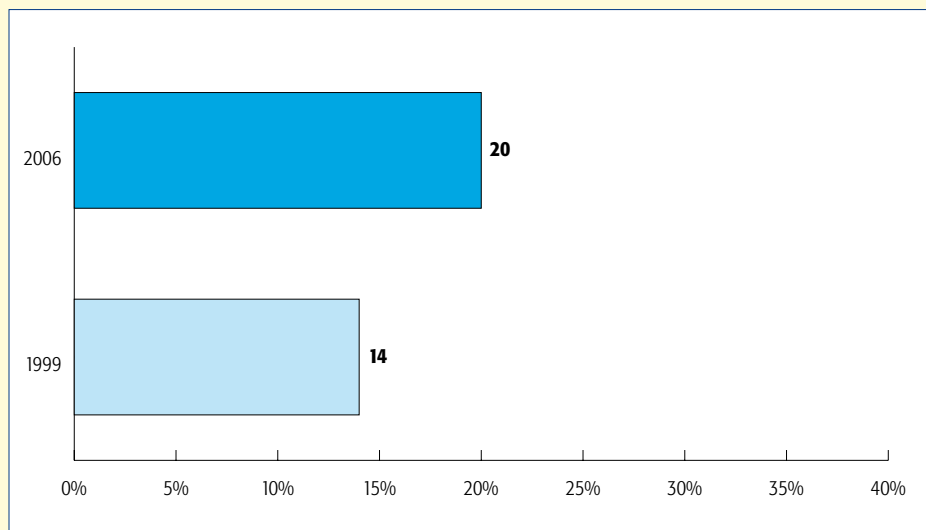
Proxy Indicators of the Quality of Formal Schooling	1999	2007
Percentage of young people (15-24 years) with basic literacy skills	69.0	77.5
School Life Expectancy (expected number of years of formal schooling from primary to tertiary education)	6.9	-
Pupil/Teacher Ratio in Primary Education	47.3	49.3
Trained Primary- School teachers as % of total	94.2	-
Public current expenditure on primary education as % of GNP	-	0.5

Commonwealth Sub-Saharan Africa Overview (18 Countries)

Total Population: 479.29 million (2006) of which 34.9% are under 15 years old (2005)

EFA Goal 1 Expanding and improving comprehensive early childhood care and education, especially for the most vulnerable and disadvantaged children.

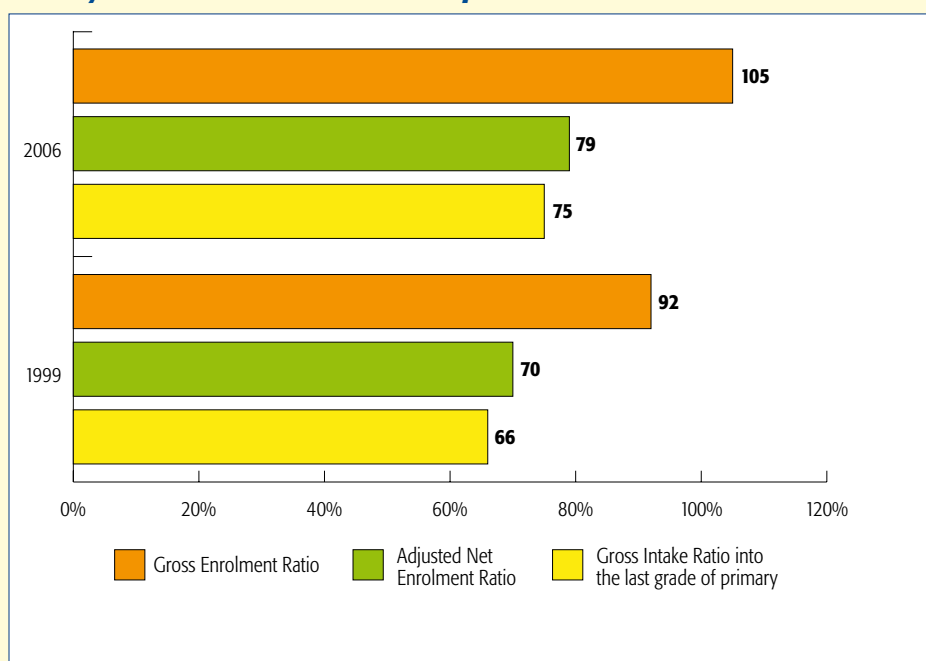
GER in Pre Primary Education (%)



EFA Goal 2 Ensuring that by 2015 all children, particularly girls, children in difficult circumstances and those belonging to ethnic minorities, have access to, and complete, free and compulsory primary education of good quality.

MDG Goal 2 Achieve UPE - **Target 3** Ensure that, by 2015, children everywhere, boys and girls alike, will be able to complete a full course of primary schooling.

Primary Education – Access and Participation



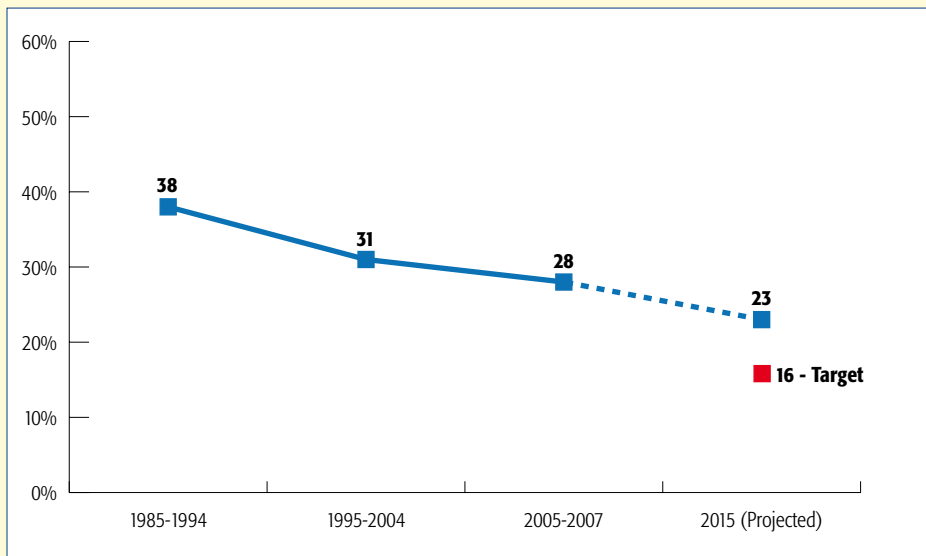
GER > 95%

Almost 80% of children of official primary school age are enrolled.

Number of out of school children (2006)
= 14,300,000

EFA Goal 4 Achieving a 50 per cent improvement in levels of adult literacy by 2015, especially for women, and equitable access to basic and continuing education for all adults.

Percentage of adults (15-64 years) without basic literacy skills

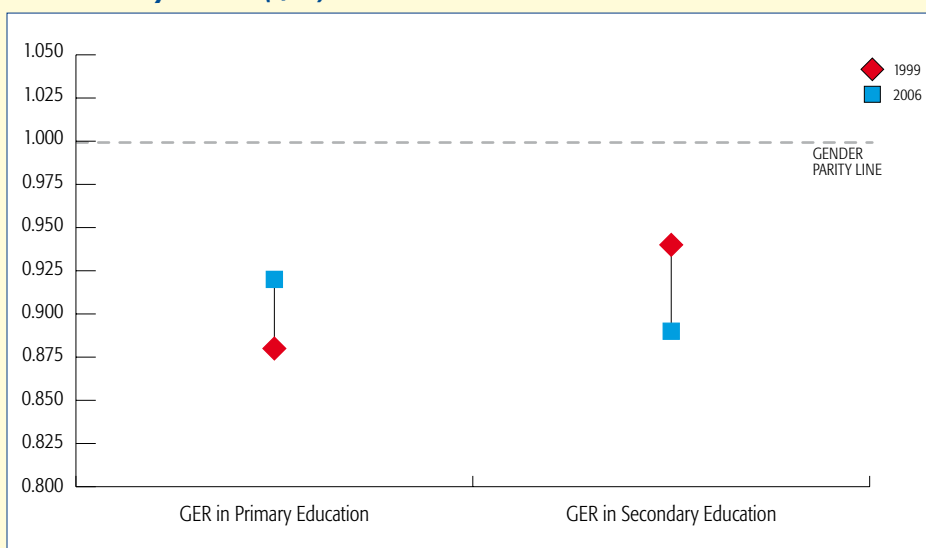


According to current projections, the projected percentage of adults without basic literacy skills by 2015 is seven percentage points **higher** than the estimated EFA target rate.

EFA Goal 5 Eliminating gender disparities in primary and secondary education by 2005, and achieving gender equality in education by 2015, with a focus on ensuring girls' full and equal access to and achievement in basic education of good quality.

MDG Goal 3 Promote gender equality and empower women - **Target 1** Eliminate gender disparity in primary and secondary education, preferably by 2005, and in all levels of education no later than 2015.

Gender Parity Indices (F/M) for Selected Indicators



Gender **disparity** is to the disadvantage of **girls** in accessing secondary education.

Gender **disparity** is to the disadvantage of **girls** in accessing secondary education.

EFA Goal 6 Improving all aspects of the quality of education and ensuring excellence of all so that recognised and measurable learning outcomes are achieved by all, especially in literacy, numeracy and essential life skills.

No regional averages available.

